

**COMMON CAUSE
CAMPAIGN FINANCE SURVEY
JANUARY 2014**

TABLE OF CONTENTS

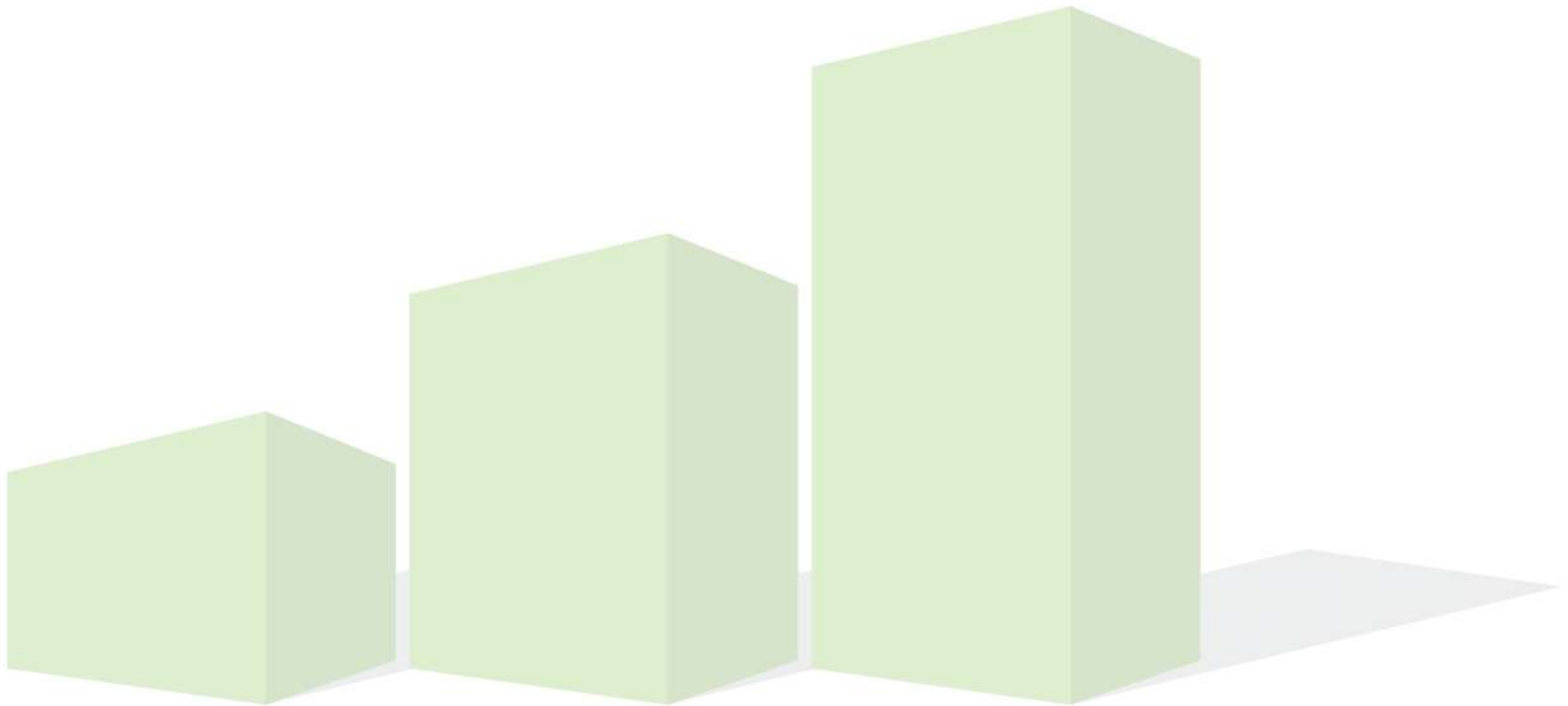
I. INTRODUCTION 3
 METHODOLOGY 4
 EXECUTIVE SUMMARY 5

II. SUMMARY OF RESULTS 17

III. DEMOGRAPHICS 35

IV: QUESTIONNAIRE 37

I. INTRODUCTION



METHODOLOGY

This research study was commissioned by Common Cause New Mexico in order to measure voters' attitudes and opinions on issues relating to campaign financing.

THE INTERVIEW

A random sample of 467 registered voters was interviewed by telephone. Telephone numbers were generated from the Research & Polling, Inc. database. All interviews were conducted between December 20th, 2013 and January 2nd, 2014.

The telephone interviewers are professionals who are brought together for a training session prior to each survey. This ensures their complete and consistent understanding of the survey instrument. To avoid potential bias, 20% of the phone interviews were completed through random dialing of cell phone numbers and screening for registered voters.

MARGIN OF ERROR

A sample size of 467 at a 95% confidence level provides a maximum margin of error of approximately 4.5%. In theory, in 95 out of 100 cases, the results based on a random sample of 467 will differ by no more than 4.5 percentage points in either direction from what would have been obtained by interviewing all New Mexico registered voters statewide.

SAMPLE BIAS

In any survey, there are some respondents who will refuse to speak to the professional interviewer. A lower response rate among certain types of individuals can result in a sample wherein certain types of individuals are over-represented or under-represented. The potential for sampling bias increases as the response rate decreases. Research & Polling, Inc. often sets quotas for various segments of the population who are historically undercounted. This has the effect of minimizing, but not necessarily eliminating, sampling bias.

THE REPORT

This report summarizes the results from each question in the survey and reports on any variances in attitude or perception, where significant, among demographic subgroups.

EXECUTIVE SUMMARY

The results from a statewide telephone survey of 467 registered voters showed broad-based support for campaign finance reforms in New Mexico. Voters appear to have a largely cynical view of current financing laws and the overall role of money in politics. There is a sense that elected officials are not as responsive to their constituents as voters believe they should be, illustrated by the fact that nearly two-thirds (65%) of voters statewide believe New Mexico's elected officials are more responsive to lobbyists than they are to voters. In comparison, less than one-in-five (18%) disagree and believe our elected officials are more responsive to voters than they are to lobbyists. Furthermore, four-in-five voters statewide say they generally either *strongly support* (55%) or *somewhat support* (24%) having limits on how much individuals and PACs can give to candidates.

The survey covered many issues relating to campaign financing and disclosure rules, the key findings of which are presented below.

PERCEIVED SERIOUSNESS OF ISSUES RELATING TO CAMPAIGN FINANCE REFORMS

- ✓ Four-in-five voters believe **the amount of influence that large campaign donors have on politicians** is either a *very serious problem* (52%) or a *somewhat serious problem* (28%).
- ✓ Over-three quarters (77%) of voters feel **the impact that large campaign donors have on the outcome of elections** is either a *very serious problem* (47%) or a *somewhat serious problem* (30%).
- ✓ It is also observed that nearly four-in-five (79%) of New Mexico voters believe **corruption in New Mexico politics** is either a *somewhat* (36%) or *very serious problem* (43%).

SUPPORT FOR VARIOUS CAMPAIGN FINANCE REFORMS

- ✓ The vast majority of voters (87%) either *strongly support* (60%) or *support* (27%) **requiring that all large political contributions from individuals, corporations, political action committees (PACS), non-profits or unions be made public.**
- ✓ Seventy-eight percent of the voters surveyed also support **requiring former legislators to wait at least two years after their term ends before they are able to become paid lobbyists to the legislature.** Half of the voters surveyed say they *strongly support* the legislature adopting such a proposal.
- ✓ Over three-quarters (77%) of New Mexico voters support the State Legislature **banning elected officials from taking contributions from the industries they regulate.** The majority (54%) say they *strongly support* this action compared to just 18% who are opposed to the idea.
- ✓ Three-in-four voters also say they either *strongly support* (60%) or *support* (15%) **banning judges from receiving political donations from people with cases before the court.**
- ✓ Approximately four-in-five voters (79%) statewide say they generally either *strongly support* (55%) or *support* (24%) **having limits on how much individuals and PACs can give to candidates.** Just fourteen percent of the voters are opposed to limits on campaign contributions.

SUPPORT FOR LEGISLATION IN 2014

MATCHING FUNDS: Voters were informed that in 2013 a bill passed both the New Mexico House and Senate (but failed to become law) that would change the current public campaign financing system for judges and public regulation commissioners by establishing matching funds for candidates who run a publicly financed campaign and agree not to take contributions over \$100. They were informed that the goal of this bill is to allow candidates who take public financing to compete more effectively with privately financed candidates. They were then asked if they support or oppose the legislature bringing up the bill again in 2014.

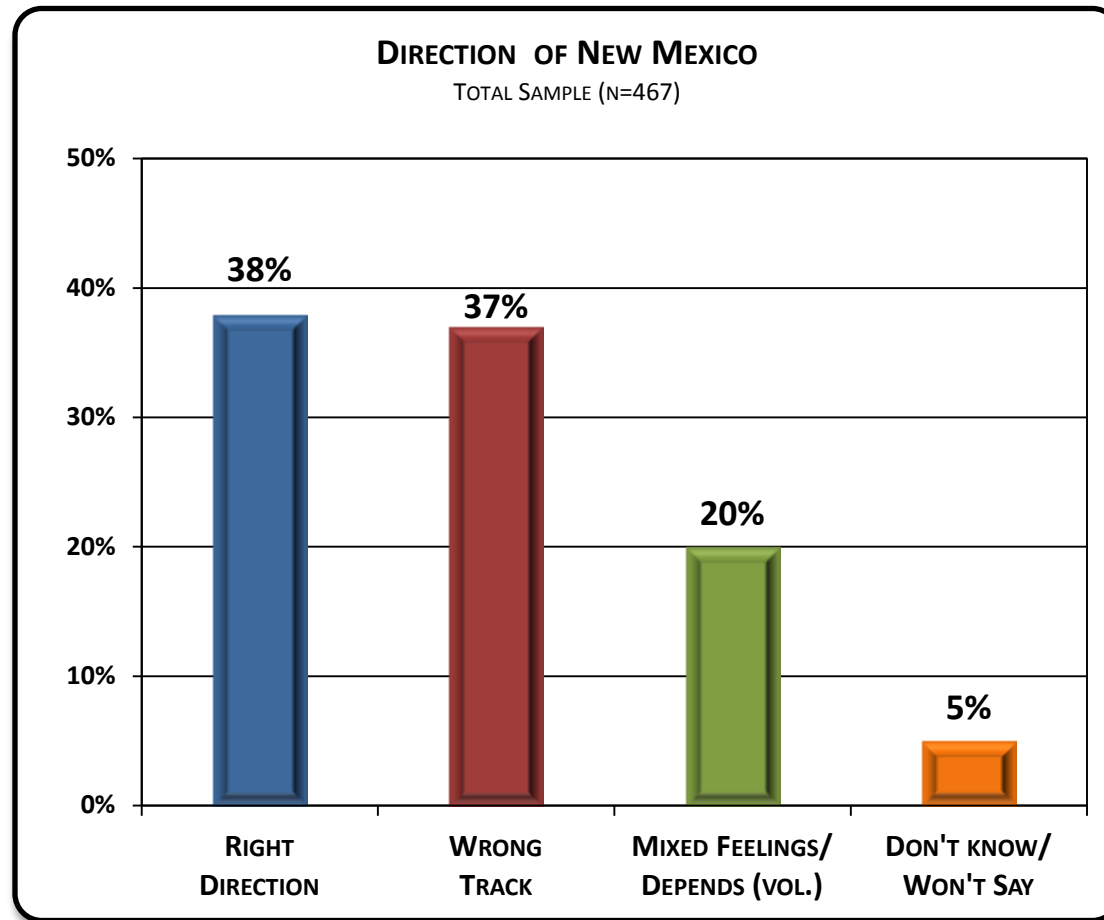
- ✓ Overall seven-in-ten-voters say they either *strongly support* (38%) or *somewhat support* (32%) the legislature bringing up the bill again this year, compared to 17% who express opposition. Twelve percent of the voters are undecided on the issue. There is bi-partisan support for the legislation as 73% of Republicans, 71% of independents, and 70% of Democrats support bringing up this bill again in 2014.

PUBLIC DISCLOSURE: Furthermore, voters were informed that a bill was also proposed earlier this year that would have required more public disclosure and reporting from groups who spend money on political campaigns. This would have redefined certain types of campaign expenditures so that independent political groups who are spending money on campaigns would have to report who their donors are and how the money is being spent. Voters were then asked if they support or oppose the legislature bringing up a bill again in 2014 that would require independent political groups to report who their donors are and how their money is being spent on campaigns.

- ✓ The vast majority of voters (86%) are supportive of the measure, with 63% saying they *strongly support* the proposal compared to just 9% who say they are opposed. Support for a bill to require more disclosure of campaign donations and expenditures cuts across demographic and party lines with over four-fifths of Democrats (89%), independents (87%) and Republicans (82%) offering their support for bringing up the bill again in 2014.

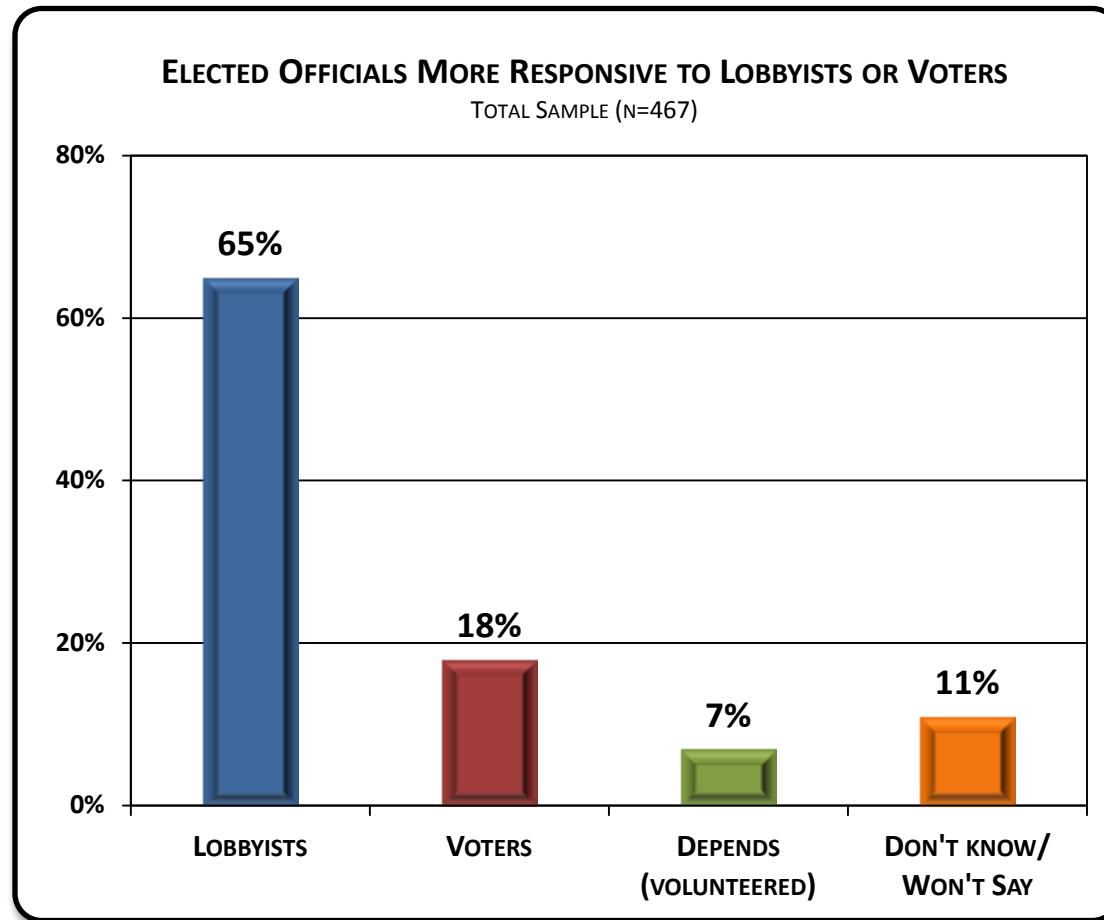
SUMMARY OBSERVATIONS

As discussed, there is clearly strong public support for reforming current campaign finance laws in New Mexico, whether it be adopting new proposals, or reintroducing legislation that has been proposed in past sessions. Perhaps the most interesting finding of this study is strong bi-partisan support for campaign reform. In the current political climate, it is difficult to find almost any issue on which the political parties can resoundingly agree. The large majority of Democrats, Republicans, and independent voters in New Mexico all express concern about the impact that large donors are having on politicians and elections, as well as the problem of corruption in New Mexico politics. Furthermore, the large majority of voters in each party say they support each of the campaign reforms that were included in the survey. The consensus among members of different parties should be a very encouraging sign for those who are spearheading campaign reforms in New Mexico.



As shown above, New Mexico voters are equally divided in terms of perceptions of the direction New Mexico is heading. While 38% believe things are going in the right direction, 37% feel things are off on the wrong track, and 20% have mixed feelings.

Gender: Male voters are more inclined than females to feel things in New Mexico are going in the right direction (44% and 32%, respectively), whereas female voters are more apt than men to feel things are off on the wrong track (44% and 30%, respectively).



Overall, the large majority of voters (65%) believe New Mexico's elected officials are more responsive to lobbyists than they are to voters. Less than one-in-five (18%) disagree and believe our elected officials are more responsive to voters than they are to lobbyists, while 7% say it depends and 11% have no opinion on the matter.

Voters who are more inclined to feel New Mexico's elected leaders are more responsive to lobbyists than they are to voters include:

- ✓ Those age 35 and over (68%) compared to those under the age of 35 (52%); and
- ✓ Those with a household income of \$20,000 or more (67%), compared to those earning less than \$20,000 (49%).

**SERIOUSNESS OF VARIOUS ISSUES FACING NEW MEXICO
(SUMMARY TABLE)**

TOTAL SAMPLE (N=467)
RANKED BY HIGHEST "VERY SERIOUS PROBLEM"

	VERY SERIOUS PROBLEM	SOMEWHAT SERIOUS PROBLEM	MINOR PROBLEM	NO PROBLEM AT ALL	DON'T KNOW/WON'T SAY
THE AMOUNT OF INFLUENCE THAT LARGE CAMPAIGN DONORS HAVE ON POLITICIANS	52%	28%	12%	4%	5%
THE IMPACT THAT LARGE CAMPAIGN DONORS HAVE ON THE OUTCOME OF ELECTIONS	47%	30%	15%	4%	4%
CORRUPTION IN NEW MEXICO POLITICS	43%	36%	12%	5%	4%

Voters were read various issues facing New Mexico and for each one asked if they believe it is a *very serious problem*, a *somewhat serious problem*, a *minor problem*, or *no problem at all*. As shown above, each of the issues is perceived to be at least a *somewhat serious problem* by more than three-quarters of the voters surveyed.

As shown above, four-in-five voters believe **the amount of influence that large campaign donors have on politicians** is either a *very serious problem* (52%) or a *somewhat serious problem* (28%). Furthermore, over three-in-four voters (77%) feel **the impact that large campaign donors have on the outcome of elections** is either a *very serious problem* (47%) or a *somewhat serious problem* (30%).

It is also observed that nearly four-in-five (79%) New Mexico voters believe **corruption in New Mexico politics** is either a *somewhat* (36%) or *very serious problem* (43%).

Interestingly, younger voters are less apt to see each of these issues as being problematic than are older voters. For instance, 56% of voters under the age of 35 feel the amount of influence that large campaign donors have on politicians is at least a *somewhat serious problem* compared to 86% of voters age 35 and over. Furthermore, 83% of voters age 35 and over feel corruption in New Mexico politics is a problem, compared to 63% of younger voters.

No significant differences in opinion are observed when it comes to gender, level of education, or household income.

When it comes to political party, the only significant difference in opinion is observed for **the impact that large campaign donors have on the outcome of elections** as 55% of Democrats see this as a *very serious problem* compared to 44% of independents and 39% of Republican voters. It should be noted however that in total 76% of Republican voters and 71% of independents view this as at least a *somewhat serious problem* along with 83% of Democrats.

OVERALL LEVEL OF SUPPORT FOR VARIOUS PROPOSALS THE STATE LEGISLATURE MIGHT CONSIDER ADOPTING (SUMMARY TABLE)						
TOTAL SAMPLE (N=467) RANKED BY HIGHEST "STRONGLY SUPPORT"						
	STRONGLY SUPPORT 5	SUPPORT 4	NEUTRAL 3	OPPOSE 2	STRONGLY OPPOSE 1	DON'T KNOW/ WON'T SAY
REQUIRING THAT ALL LARGE POLITICAL CONTRIBUTIONS FROM INDIVIDUALS, CORPORATIONS, POLITICAL ACTION COMMITTEES (PACS), NON-PROFITS OR UNIONS BE MADE PUBLIC	60%	27%	3%	4%	3%	2%
BANNING JUDGES FROM RECEIVING POLITICAL DONATIONS FROM PEOPLE WITH CASES BEFORE THE COURT	60%	15%	2%	8%	14%	1%
BANNING ELECTED OFFICIALS FROM TAKING CONTRIBUTIONS FROM INDUSTRIES THEY REGULATE	54%	23%	4%	11%	7%	1%
REQUIRING FORMER LEGISLATORS TO WAIT AT LEAST TWO YEARS AFTER THEIR TERM ENDS BEFORE THEY ARE ABLE TO BECOME PAID LOBBYISTS TO THE LEGISLATURE	50%	28%	5%	8%	4%	5%

Voters were read a list of different proposals the New Mexico State Legislature might consider adopting and asked to rate if they *strongly support*, *support*, *oppose*, or *strongly oppose* each one.

As shown above the vast majority of voters (87%) are supportive of **requiring that all large political contributions from individuals, corporations, political action committees (PACS), non-profits or unions be made public**. In fact, nearly two-thirds of the voters say they *strongly support* that large contributions be made public.

Three-in-four voters also say they either *strongly support* (60%) or *support* (15%) **banning judges from receiving political donations from people with cases before the court**, compared to 22% who are opposed to such a ban.

Over three-quarters (77%) of the voters surveyed are supportive of the State Legislature **banning elected officials from taking contributions from the industries they regulate**. The majority (54%) say they *strongly support* this action compared to just 18% who are opposed to the idea.

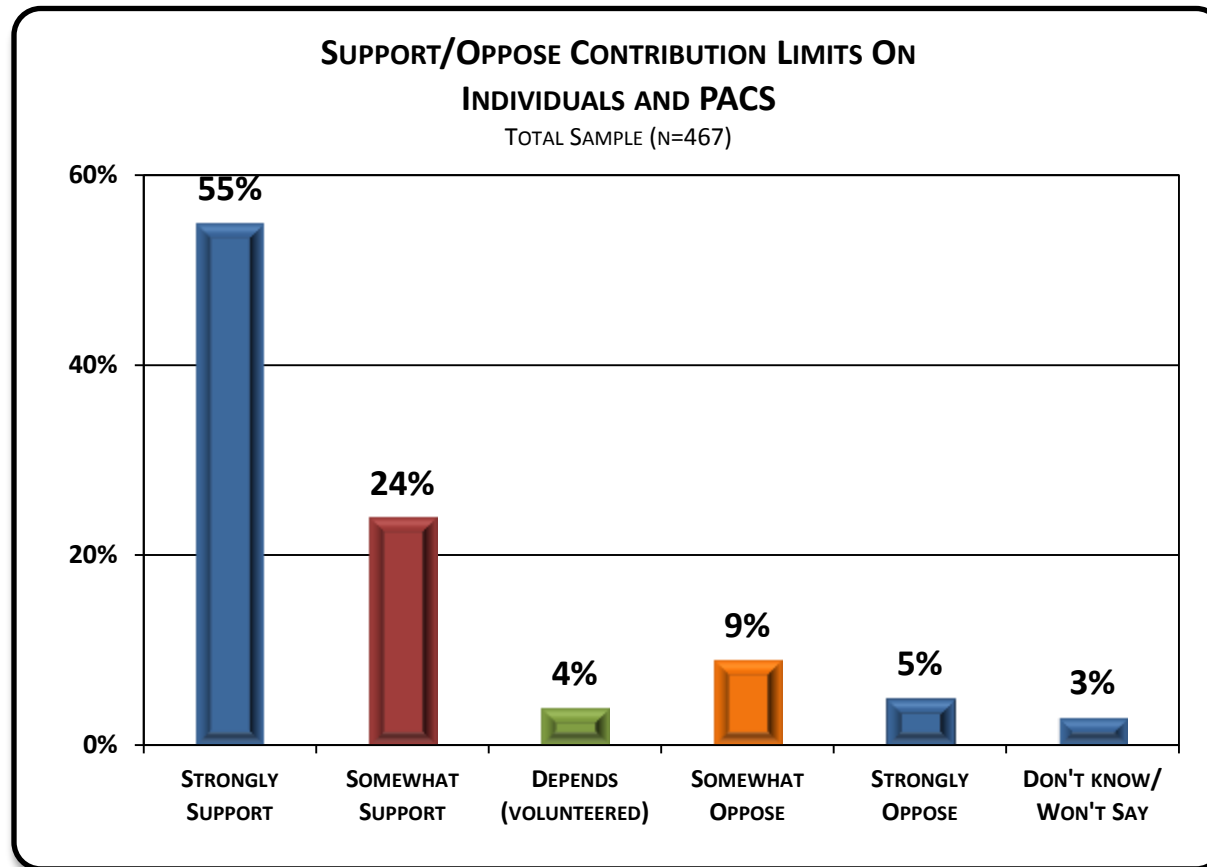
Finally, 78% of the voters surveyed support **requiring former legislators to wait at least two years after their term ends before they are able to become paid lobbyists to the legislature**. Half of the voters surveyed say they *strongly support* the legislature adopting such a proposal.

DEMOGRAPHIC DIFFERENCES

Political Party: No significant differences in opinion are observed between Democrats, Republicans, and independents in terms of the level of support for the above measures. The vast majority of voters in each party are supportive of each of the proposals.

Ethnicity: It is interesting to note that while the large majority of both Anglo and Hispanic voters support each of the proposed measures, Anglo voters are much more likely than Hispanics to be *strongly supportive*. For instance 72% of Anglo voters *strongly support* banning judges from receiving political donations from people with cases before the court compared to 47% of Hispanic voters.

Age: As age increases, so too does the likelihood of *strongly supporting* each of the proposals.

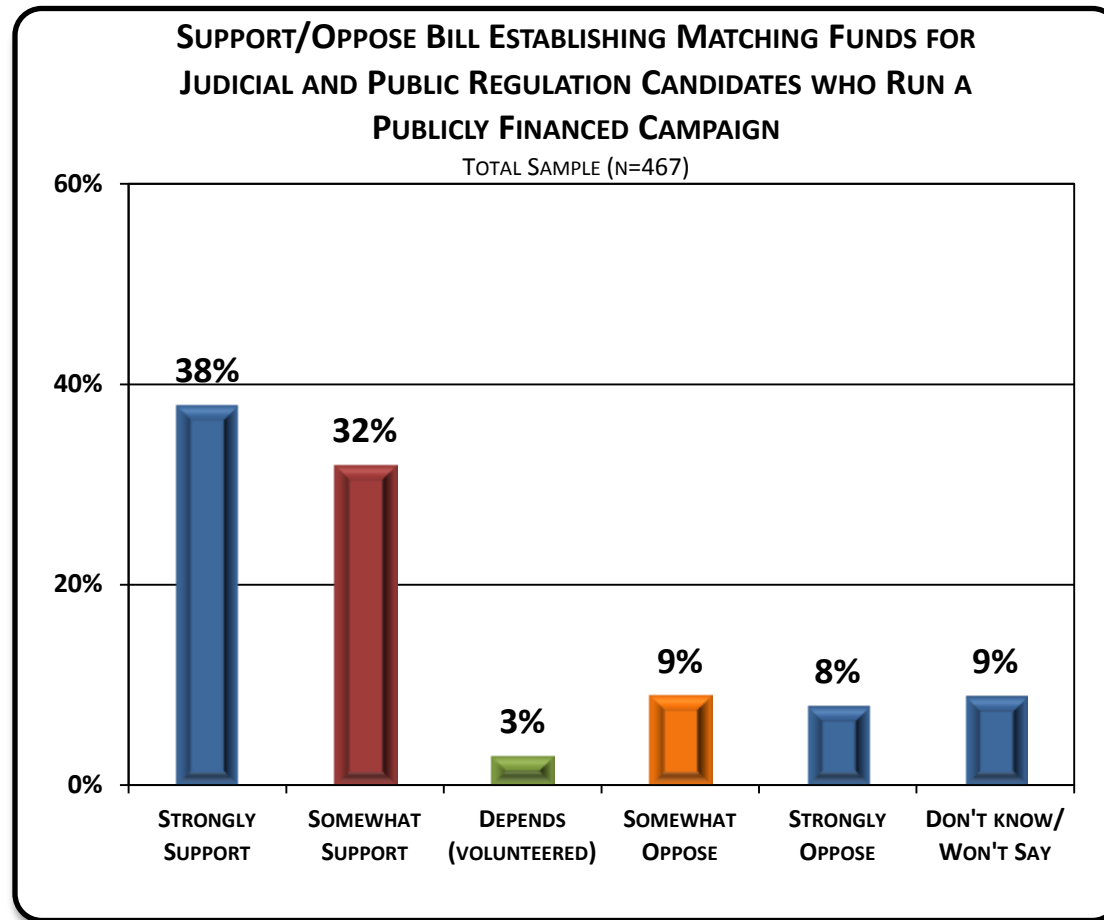


Voters were informed that in New Mexico, there are contribution limits on how much individuals and PACs can give to candidates and asked if they support or oppose having these limits on campaign contributions. Overall, approximately four-in-five voters statewide say they either *strongly support* (55%) or *somewhat support* (24%) having limits on how much individuals and PACs can give to candidates. Just 14% of the voters are opposed to limits on campaign contributions.

Voters who are more likely to *strongly support* limits on campaign contributions include:

- ✓ Women (60%) compared to men (49%);
- ✓ Anglos (63%) compared to Hispanics (45%);
- ✓ Seniors (66%) compared to those under the age of 50 (47%); and,
- ✓ Those who have a graduate degree (75%) compared to those with a high school education or less (44%).

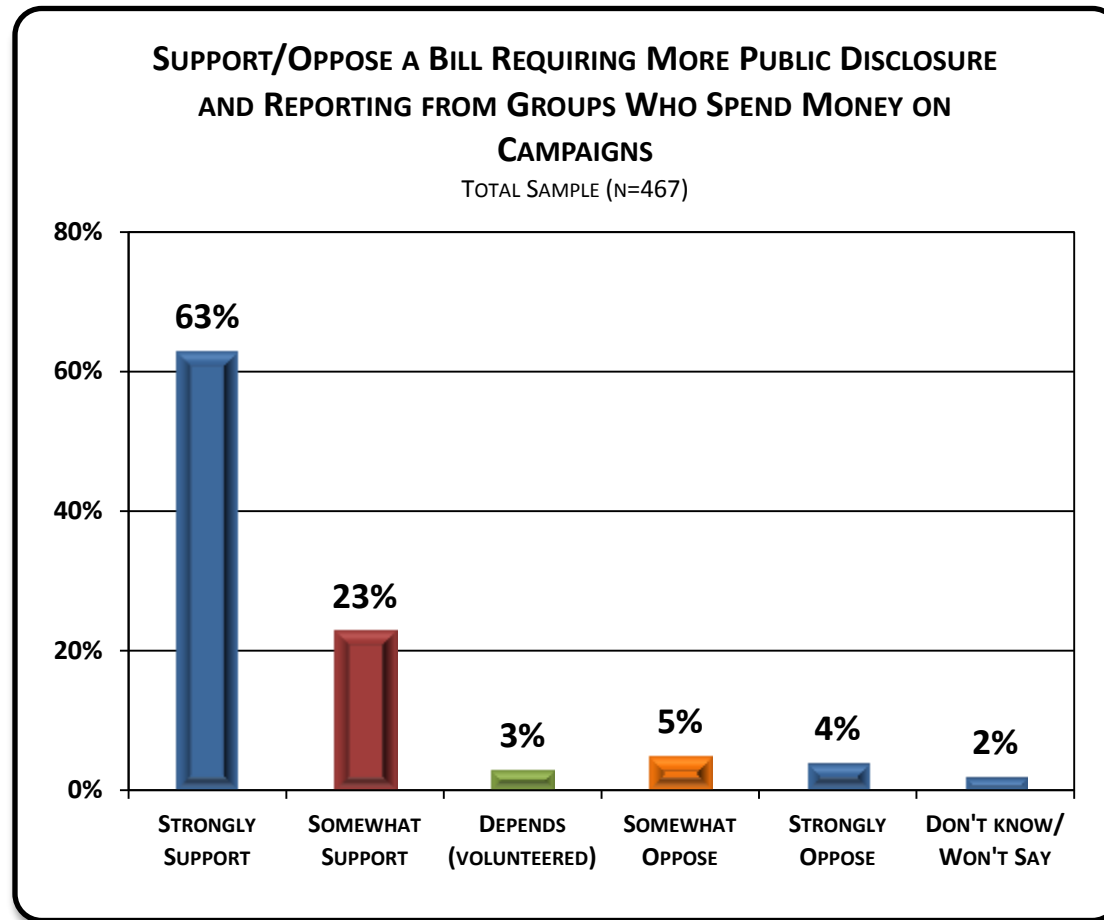
Just over four-fifths (82%) of Democrats say they at least *somewhat support* limits on campaign contributions, as do 76% of both Republicans and independents.



Voters were informed that earlier this year a bill passed both the New Mexico House and Senate (but failed to become law) that would change the current public campaign financing system for judges and public regulation commissioners by establishing matching funds for candidates who run a publicly financed campaign and agree not to take contributions over \$100. They were informed that the goal of this bill is to allow candidates who take public financing to compete more effectively with privately financed candidates. They were then asked if they support or oppose the legislature bringing up the bill again in 2014.

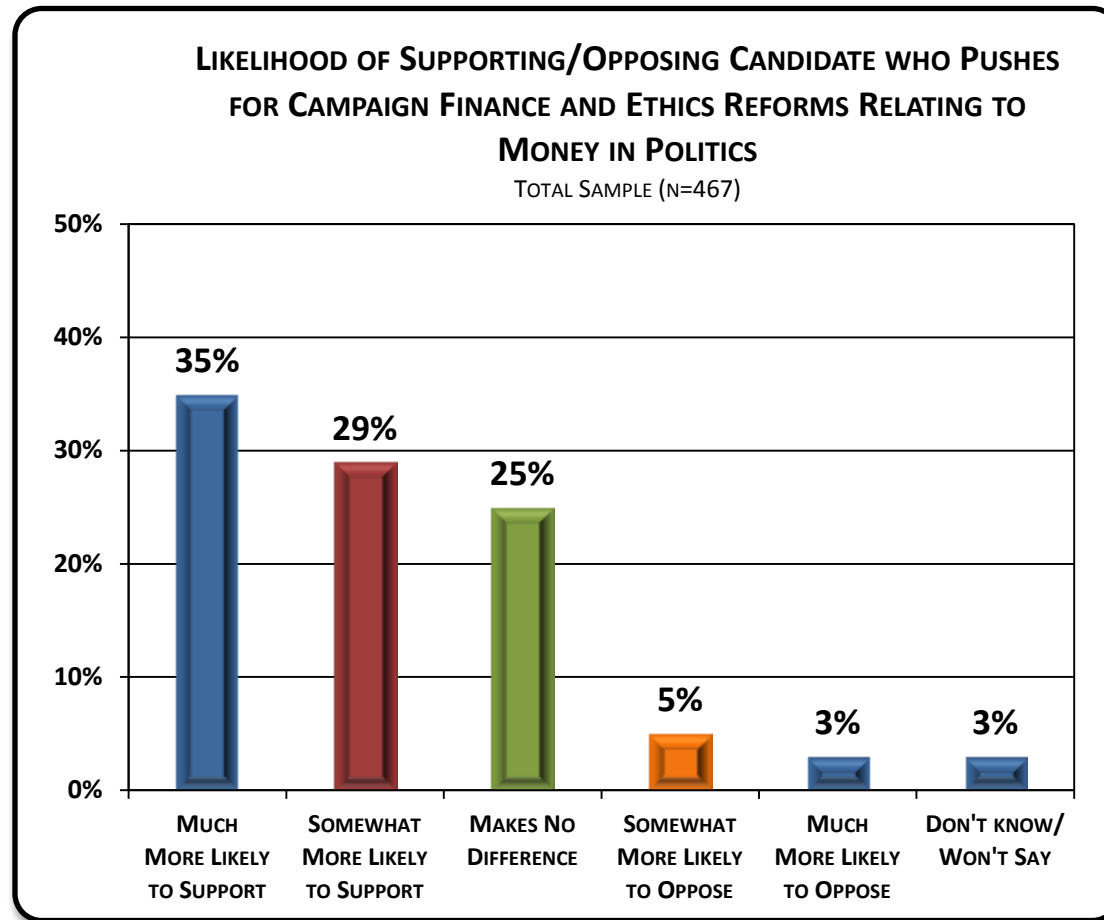
As shown above, seven-in-ten-voters say they either *strongly support* (38%) or *somewhat support* (32%) the State Legislature bringing up the bill again this year, compared to 17% who express opposition. Twelve percent of the voters are undecided on the issue.

There is bi-partisan support for the legislation as 73% of Republicans, 71% of independents, and 70% of Democrats support bringing up the bill again in 2014.



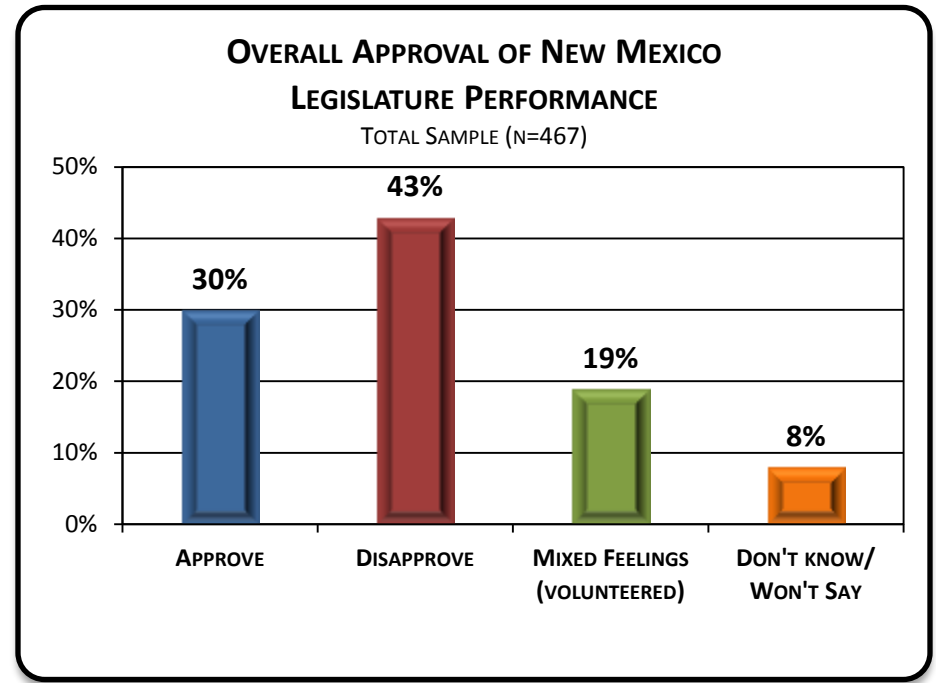
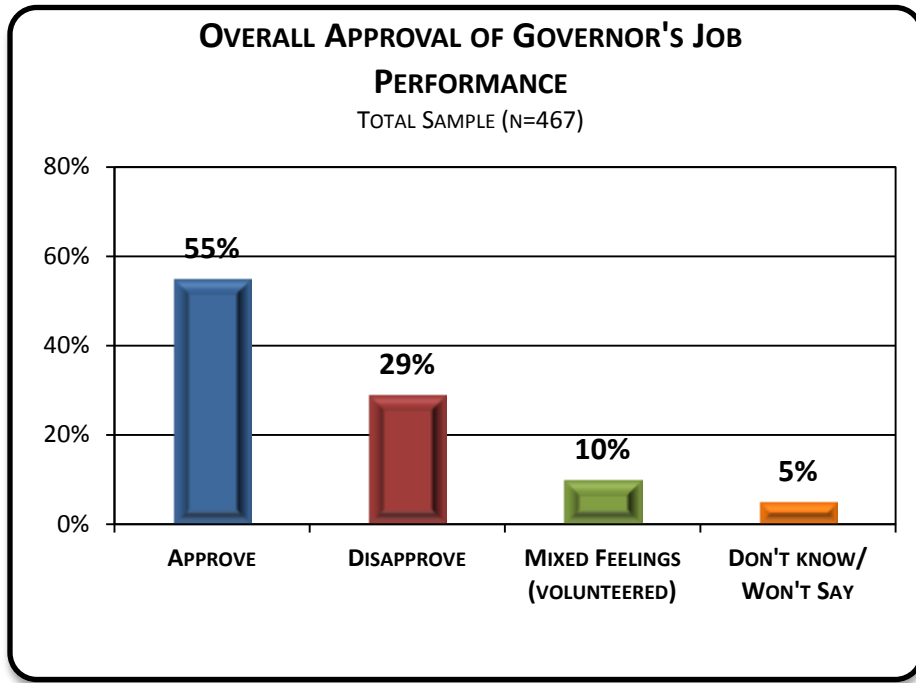
Voters were informed that a bill was also proposed earlier this year that would have required more public disclosure and reporting from groups who spend money on political campaigns. This would have redefined certain types of campaign expenditures so that independent political groups who are spending money on campaigns would have to report who their donors are and how the money is being spent. Voters were then asked if they support or oppose the State Legislature bringing up a bill again in 2014, requiring independent political groups to report who their donors are and how their money is being spent on campaigns.

As shown above, the vast majority of voters (86%) are supportive of this measure, with 63% saying they *strongly support* the proposal compared to just 9% who say they are opposed. Support for a bill requiring more disclosure of campaign donations and expenditures cuts across demographic and party lines with over four-fifths of Democrats (89%), independents (87%) and Republicans (82%) offering their support for bringing up the bill again in 2014.



As shown above, over three-fifths (64%) of the voters surveyed say they are either *somewhat more likely* (29%) or *much more likely* (35%) to support a candidate running for office in New Mexico who strongly pushes for campaign finance and ethics reform relating to money in politics, compared to 8% who say they are more likely to oppose such a candidate. One-in-four voters say it would make no difference in who they would vote for.

Anglo voters, those over the age of 50, and those with higher levels of education are more likely than others to say they would be more supportive of a candidate who pushed for campaign finance and ethics reform, though no differences are observed among member of the different political parties.

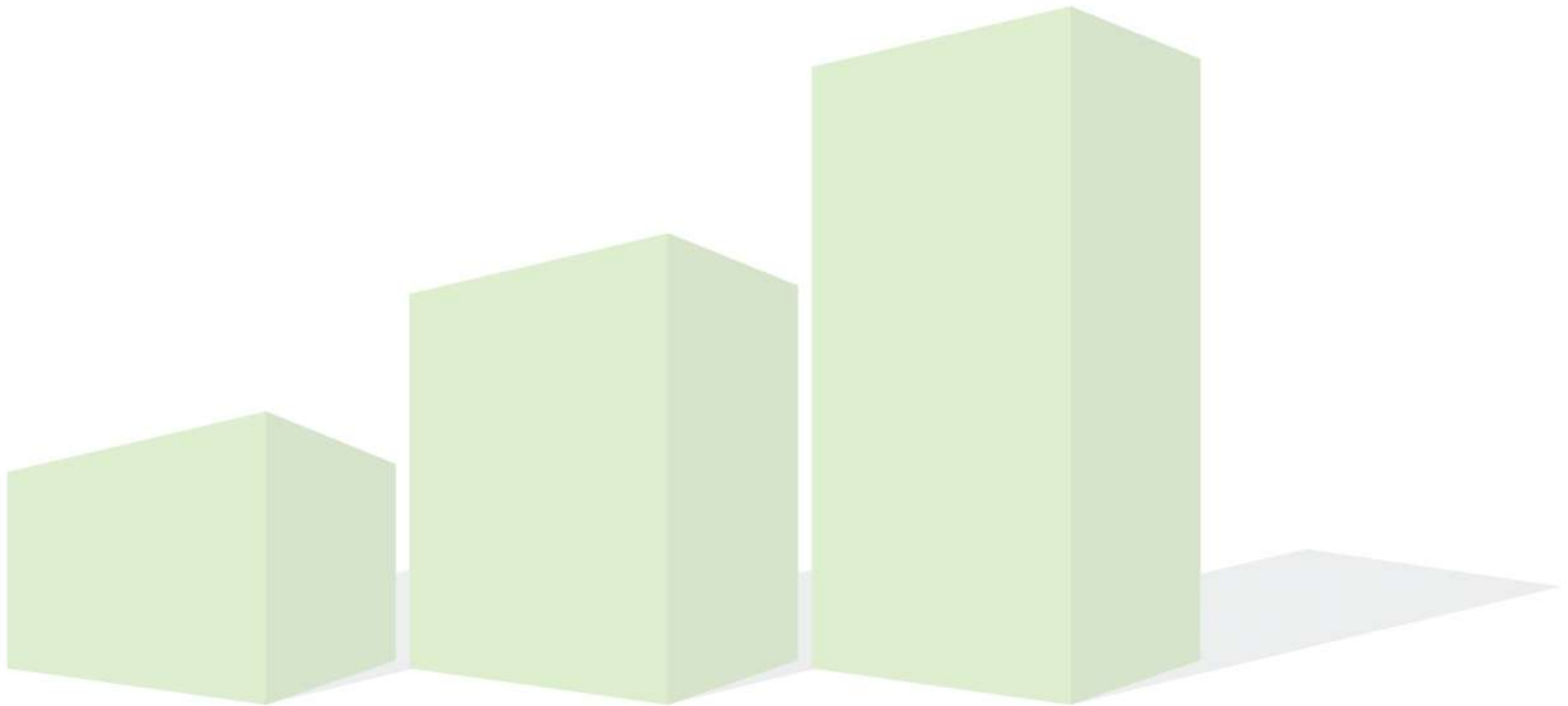


As shown above, the majority of voters (55%) say they approve of the Governor's job performance, while 29% say they disapprove and 10% have mixed feelings. In comparison, 30% of the voters say they approve of the State Legislature's overall job performance. The plurality of voters (43%) disapproves of the Legislature's performance and 19% have mixed feelings.

Governor's Job Performance: Four-in-five Republican voters approve of the Governor's job performance as do 53% of independents and 40% of Democrats. Forty-two percent of Democrats and 31% of independents say they disapprove of the Governor's job performance compared to 10% of Republicans.

Legislature's Job Performance: Overall, the members of the different political parties have very similar views of the State Legislature with the plurality of Democrats (40%), Republicans (48%), and independents (45%) saying they disapprove of the job performance.

II. SUMMARY OF RESULTS



DIRECTION NEW MEXICO IS HEADED IN

Question 1: In general do you feel that things in New Mexico are headed in the right direction or do you feel things are off on the wrong track?

	Total Sample (n=467)	Gender		Ethnicity		Age				Household income				
		Male	Female	Hispanic	Anglo	18 to 34 Years	35 to 49 Years	50 to 64 Years	65 Years or Older	Less than \$20,000	\$20,000 to \$39,999	\$40,000 to \$59,999	\$60,000 to \$79,999	\$80,000 and Over
Right direction	38%	44%	32%	35%	39%	47%	35%	36%	29%	53%	27%	29%	48%	34%
Wrong track	37%	30%	44%	37%	36%	24%	45%	38%	44%	30%	44%	40%	33%	36%
Mixed feelings/depends (volunteered)	20%	22%	18%	23%	20%	24%	12%	23%	20%	8%	24%	26%	15%	22%
Don't know/won't say	5%	5%	6%	4%	5%	4%	8%	3%	7%	8%	5%	5%	5%	8%

	Total Sample (n=467)	Education				Political Preference			Region				
		High School or Less	Some College	College Graduate	Graduate Degree	Democrat	Republican	Independent/Other	Albuquerque Metro	Northwest	North Central	South/Southwest	East Side
Right direction	38%	38%	40%	41%	25%	34%	42%	39%	37%	44%	25%	44%	39%
Wrong track	37%	38%	34%	34%	47%	40%	35%	37%	38%	45%	41%	33%	30%
Mixed feelings/depends (volunteered)	20%	18%	21%	21%	20%	22%	18%	17%	21%	6%	28%	18%	22%
Don't know/won't say	5%	6%	6%	4%	8%	4%	5%	7%	5%	6%	6%	5%	8%

	Total Sample (n=467)	Overall, do you approve or disapprove of the job performance of the Governor, Susana Martinez?			Overall, do you approve or disapprove of the job performance of the New Mexico Legislature?		
		Approve	Dis-approve	Mixed Feelings	Approve	Dis-approve	Mixed feelings
Right direction	38%	53%	15%	16%	55%	29%	36%
Wrong track	37%	24%	62%	43%	24%	50%	30%
Mixed feelings/depends (volunteered)	20%	19%	15%	34%	16%	19%	30%
Don't know/won't say	5%	4%	7%	6%	4%	3%	4%

OVERALL APPROVAL OF GOVERNOR'S JOB PERFORMANCE

Question 2: Overall, do you approve or disapprove of the job performance of the Governor, Susana Martinez?

	Total Sample (n=467)	Gender		Ethnicity		Age				Household income				
		Male	Female	Hispanic	Anglo	18 to 34 Years	35 to 49 Years	50 to 64 Years	65 Years or Older	Less than \$20,000	\$20,000 to \$39,999	\$40,000 to \$59,999	\$60,000 to \$79,999	\$80,000 and Over
Approve	55%	61%	50%	55%	59%	60%	50%	54%	55%	49%	52%	51%	59%	61%
Disapprove	29%	24%	33%	29%	27%	22%	38%	31%	25%	27%	30%	36%	29%	26%
Mixed feelings (volunteered)	10%	10%	11%	13%	9%	10%	7%	13%	12%	12%	12%	11%	7%	9%
Don't know/won't say	5%	4%	6%	3%	5%	8%	5%	2%	8%	12%	6%	3%	4%	4%

	Total Sample (n=467)	Education				Political Preference			Region				
		High School or Less	Some College	College Graduate	Graduate Degree	Democrat	Republican	Independent/Other	Albuquerque Metro	Northwest	North Central	South/Southwest	East Side
Approve	55%	62%	60%	54%	37%	40%	80%	53%	54%	58%	46%	60%	61%
Disapprove	29%	25%	23%	31%	43%	42%	10%	31%	30%	29%	41%	23%	20%
Mixed feelings (volunteered)	10%	8%	14%	6%	14%	12%	7%	10%	12%	3%	3%	13%	15%
Don't know/won't say	5%	5%	3%	8%	6%	6%	4%	7%	4%	11%	9%	3%	4%

	Total Sample (n=467)	Overall, do you approve or disapprove of the job performance of the Governor, Susana Martinez?			Overall, do you approve or disapprove of the job performance of the New Mexico Legislature?		
		Approve	Dis-approve	Mixed Feelings	Approve	Dis-approve	Mixed feelings
Approve	55%	100%	0%	0%	65%	53%	49%
Disapprove	29%	0%	100%	0%	19%	35%	29%
Mixed feelings (volunteered)	10%	0%	0%	100%	8%	9%	19%
Don't know/won't say	5%	0%	0%	0%	8%	3%	4%

OVERALL APPROVAL OF NEW MEXICO LEGISLATURE PERFORMANCE

Question 3: Overall, do you approve or disapprove of the job performance of the New Mexico Legislature?

	Total Sample (n=467)	Gender		Ethnicity		Age				Household income				
		Male	Female	Hispanic	Anglo	18 to 34 Years	35 to 49 Years	50 to 64 Years	65 Years or Older	Less than \$20,000	\$20,000 to \$39,999	\$40,000 to \$59,999	\$60,000 to \$79,999	\$80,000 and Over
Approve	30%	31%	30%	33%	30%	44%	35%	27%	17%	47%	37%	18%	27%	34%
Disapprove	43%	45%	42%	42%	45%	37%	45%	44%	43%	37%	40%	47%	41%	38%
Mixed feelings (volunteered)	19%	19%	18%	20%	16%	12%	10%	25%	28%	11%	16%	26%	19%	20%
Don't know/won't say	8%	5%	10%	5%	9%	8%	10%	3%	13%	6%	7%	9%	13%	8%

	Total Sample (n=467)	Education				Political Preference			Region				
		High School or Less	Some College	College Graduate	Graduate Degree	Democrat	Republican	Independent/Other	Albuquerque Metro	Northwest	North Central	South/Southwest	East Side
Approve	30%	32%	33%	29%	27%	33%	25%	29%	30%	33%	30%	28%	32%
Disapprove	43%	40%	44%	43%	40%	40%	48%	45%	46%	41%	41%	43%	39%
Mixed feelings (volunteered)	19%	20%	17%	18%	23%	22%	16%	16%	17%	17%	25%	20%	17%
Don't know/won't say	8%	7%	7%	9%	11%	5%	11%	10%	7%	8%	4%	9%	11%

	Total Sample (n=467)	Overall, do you approve or disapprove of the job performance of the Governor, Susana Martinez?			Overall, do you approve or disapprove of the job performance of the New Mexico Legislature?		
		Approve	Dis-approve	Mixed Feelings	Approve	Dis-approve	Mixed feelings
Approve	30%	35%	20%	23%	100%	0%	0%
Disapprove	43%	41%	53%	39%	0%	100%	0%
Mixed feelings (volunteered)	19%	17%	18%	34%	0%	0%	100%
Don't know/won't say	8%	7%	9%	5%	0%	0%	0%

ELECTED OFFICIALS MORE RESPONSIVE TO LOBBYISTS OR VOTERS

Question 4: Generally, do you think New Mexico's elected officials are more responsible to lobbyists or more responsive to voters?

	Total Sample (n=467)	Gender		Ethnicity		Age				Household income				
		Male	Female	Hispanic	Anglo	18 to 34 Years	35 to 49 Years	50 to 64 Years	65 Years or Older	Less than \$20,000	\$20,000 to \$39,999	\$40,000 to \$59,999	\$60,000 to \$79,999	\$80,000 and Over
Lobbyists	65%	65%	65%	64%	66%	52%	66%	72%	66%	49%	68%	68%	59%	74%
Voters	18%	18%	18%	18%	16%	31%	21%	11%	11%	30%	21%	14%	17%	8%
Depends (volunteered)	7%	5%	8%	7%	6%	8%	1%	6%	12%	11%	6%	8%	5%	5%
Don't know/won't say	11%	12%	10%	10%	12%	9%	13%	11%	11%	10%	5%	11%	18%	13%

	Total Sample (n=467)	Education				Political Preference			Region				
		High School or Less	Some College	College Graduate	Graduate Degree	Democrat	Republican	Independent/Other	Albuquerque Metro	Northwest	North Central	South/Southwest	East Side
Lobbyists	65%	66%	65%	65%	63%	68%	65%	57%	66%	56%	69%	59%	70%
Voters	18%	15%	23%	14%	16%	17%	16%	21%	19%	26%	11%	18%	15%
Depends (volunteered)	7%	7%	6%	7%	8%	7%	7%	5%	6%	6%	5%	9%	7%
Don't know/won't say	11%	12%	7%	14%	13%	9%	12%	17%	9%	12%	16%	13%	9%

	Total Sample (n=467)	Overall, do you approve or disapprove of the job performance of the Governor, Susana Martinez?			Overall, do you approve or disapprove of the job performance of the New Mexico Legislature?		
		Approve	Dis-approve	Mixed Feelings	Approve	Dis-approve	Mixed feelings
Lobbyists	65%	61%	77%	60%	45%	78%	75%
Voters	18%	19%	14%	20%	35%	11%	7%
Depends (volunteered)	7%	7%	4%	10%	6%	5%	11%
Don't know/won't say	11%	14%	6%	10%	14%	7%	6%

SERIOUSNESS OF VARIOUS PROBLEMS FACING NEW MEXICO: CORRUPTION IN NEW MEXICO POLITICS

Question 4: I'd like to read you some issues facing New Mexico and ask if you think each one is a very serious problem, a somewhat serious problem, a minor problem, or no problem at all:
Corruption in New Mexico Politics

	Total Sample (n=467)	Gender		Ethnicity		Age				Household income				
		Male	Female	Hispanic	Anglo	18 to 34 Years	35 to 49 Years	50 to 64 Years	65 Years or Older	Less than \$20,000	\$20,000 to \$39,999	\$40,000 to \$59,999	\$60,000 to \$79,999	\$80,000 and Over
No problem at all	5%	7%	4%	6%	5%	14%	1%	5%	2%	10%	7%	1%	3%	6%
Minor problem	12%	12%	13%	14%	12%	18%	10%	11%	10%	16%	11%	13%	13%	12%
Somewhat serious problem	36%	37%	34%	31%	41%	32%	46%	33%	32%	35%	32%	32%	51%	35%
Very serious problem	43%	41%	44%	46%	39%	31%	37%	47%	54%	36%	45%	53%	29%	40%
Don't know/won't say	4%	4%	4%	2%	3%	5%	5%	3%	2%	3%	5%	1%	4%	7%

	Total Sample (n=467)	Education				Political Preference			Region				
		High School or Less	Some College	College Graduate	Graduate Degree	Democrat	Republican	Independent/Other	Albuquerque Metro	Northwest	North Central	South/Southwest	East Side
No problem at all	5%	6%	5%	6%	5%	2%	7%	11%	7%	6%	4%	6%	2%
Minor problem	12%	9%	13%	13%	15%	14%	8%	14%	10%	7%	14%	20%	13%
Somewhat serious problem	36%	33%	36%	37%	41%	36%	40%	28%	33%	30%	35%	43%	39%
Very serious problem	43%	51%	39%	43%	32%	44%	41%	42%	47%	46%	43%	29%	43%
Don't know/won't say	4%	1%	7%	2%	7%	4%	4%	4%	4%	12%	3%	2%	2%

	Total Sample (n=467)	Overall, do you approve or disapprove of the job performance of the Governor, Susana Martinez?			Overall, do you approve or disapprove of the job performance of the New Mexico Legislature?		
		Approve	Dis-approve	Mixed Feelings	Approve	Dis-approve	Mixed feelings
No problem at all	5%	8%	0%	0%	13%	1%	1%
Minor problem	12%	12%	10%	16%	21%	8%	9%
Somewhat serious problem	36%	36%	34%	41%	33%	29%	49%
Very serious problem	43%	38%	53%	42%	29%	57%	38%
Don't know/won't say	4%	5%	3%	2%	4%	4%	4%

SERIOUSNESS OF VARIOUS PROBLEMS FACING NEW MEXICO: THE AMOUNT OF INFLUENCE THAT LARGE CAMPAIGN DONORS HAVE ON POLITICIANS

Question 6: I'd like to read you some issues facing New Mexico and ask if you think each one is a very serious problem, a somewhat serious problem, a minor problem, or no problem at all: **The amount of influence that large campaign donors have on politicians**

	Total Sample (n=467)	Gender		Ethnicity		Age				Household income				
		Male	Female	Hispanic	Anglo	18 to 34 Years	35 to 49 Years	50 to 64 Years	65 Years or Older	Less than \$20,000	\$20,000 to \$39,999	\$40,000 to \$59,999	\$60,000 to \$79,999	\$80,000 and Over
No problem at all	4%	6%	2%	5%	2%	9%	2%	2%	3%	9%	6%	1%	0%	3%
Minor problem	12%	11%	13%	12%	11%	27%	12%	8%	3%	19%	17%	6%	10%	10%
Somewhat serious problem	28%	27%	28%	27%	30%	25%	34%	27%	22%	15%	20%	27%	40%	32%
Very serious problem	52%	50%	53%	51%	52%	31%	47%	61%	67%	47%	54%	62%	48%	51%
Don't know/won't say	5%	6%	3%	5%	4%	7%	5%	2%	5%	11%	3%	4%	2%	3%

	Total Sample (n=467)	Education				Political Preference			Region				
		High School or Less	Some College	College Graduate	Graduate Degree	Democrat	Republican	Independent/Other	Albuquerque Metro	Northwest	North Central	South/Southwest	East Side
No problem at all	4%	8%	3%	4%	2%	3%	3%	6%	5%	7%	3%	3%	1%
Minor problem	12%	12%	17%	9%	8%	12%	10%	17%	10%	29%	6%	15%	10%
Somewhat serious problem	28%	22%	27%	32%	30%	24%	35%	22%	31%	17%	22%	32%	26%
Very serious problem	52%	50%	50%	54%	56%	57%	47%	51%	51%	45%	61%	43%	61%
Don't know/won't say	5%	9%	4%	1%	4%	4%	5%	4%	4%	3%	8%	8%	2%

	Total Sample (n=467)	Overall, do you approve or disapprove of the job performance of the Governor, Susana Martinez?			Overall, do you approve or disapprove of the job performance of the New Mexico Legislature?		
		Approve	Dis-approve	Mixed Feelings	Approve	Dis-approve	Mixed feelings
No problem at all	4%	5%	0%	4%	10%	1%	2%
Minor problem	12%	15%	7%	9%	21%	8%	10%
Somewhat serious problem	28%	30%	20%	36%	32%	24%	26%
Very serious problem	52%	42%	72%	50%	32%	63%	61%
Don't know/won't say	5%	7%	2%	2%	6%	4%	1%

SERIOUSNESS OF VARIOUS PROBLEMS FACING NEW MEXICO: THE IMPACT THAT LARGE CAMPAIGN DONORS HAVE ON THE OUTCOME OF ELECTIONS

Question 7: I'd like to read you some issues facing New Mexico and ask if you think each one is a very serious problem, a somewhat serious problem, a minor problem, or no problem at all: **The impact that large campaign donors have on the outcome of elections**

	Total Sample (n=467)	Gender		Ethnicity		Age				Household income				
		Male	Female	Hispanic	Anglo	18 to 34 Years	35 to 49 Years	50 to 64 Years	65 Years or Older	Less than \$20,000	\$20,000 to \$39,999	\$40,000 to \$59,999	\$60,000 to \$79,999	\$80,000 and Over
No problem at all	4%	4%	3%	3%	4%	6%	3%	3%	2%	9%	5%	1%	1%	3%
Minor problem	15%	14%	16%	18%	11%	23%	19%	11%	7%	25%	18%	9%	9%	15%
Somewhat serious problem	30%	30%	31%	30%	34%	37%	30%	33%	21%	27%	25%	25%	42%	33%
Very serious problem	47%	47%	47%	44%	49%	26%	45%	51%	65%	35%	47%	61%	46%	44%
Don't know/won't say	4%	5%	3%	5%	3%	8%	4%	2%	4%	4%	5%	5%	2%	5%

	Total Sample (n=467)	Education				Political Preference			Region				
		High School or Less	Some College	College Graduate	Graduate Degree	Democrat	Republican	Independent/Other	Albuquerque Metro	Northwest	North Central	South/Southwest	East Side
No problem at all	4%	4%	3%	5%	3%	3%	4%	3%	6%	5%	1%	1%	3%
Minor problem	15%	20%	18%	8%	12%	12%	16%	20%	12%	37%	4%	18%	14%
Somewhat serious problem	30%	28%	31%	34%	32%	28%	37%	27%	35%	12%	22%	36%	31%
Very serious problem	47%	39%	46%	51%	50%	55%	39%	44%	45%	44%	60%	43%	49%
Don't know/won't say	4%	9%	2%	3%	4%	2%	5%	5%	3%	2%	13%	2%	4%

	Total Sample (n=467)	Overall, do you approve or disapprove of the job performance of the Governor, Susana Martinez?			Overall, do you approve or disapprove of the job performance of the New Mexico Legislature?		
		Approve	Dis-approve	Mixed Feelings	Approve	Dis-approve	Mixed feelings
No problem at all	4%	6%	0%	4%	7%	1%	2%
Minor problem	15%	19%	10%	6%	26%	12%	9%
Somewhat serious problem	30%	33%	20%	46%	35%	27%	30%
Very serious problem	47%	37%	68%	40%	26%	57%	56%
Don't know/won't say	4%	5%	2%	3%	4%	3%	3%

OVERALL LEVEL OF SUPPORT FOR VARIOUS PROPOSALS THE STATE LEGISLATURE MIGHT CONSIDER ADOPTING: BANNING ELECTED OFFICIALS FROM TAKING CONTRIBUTIONS FROM INDUSTRIES THEY REGULATE

Question 8: Now I'm going to read you a list of proposals that our state legislature might consider adopting. For each of the proposals, indicate if you would strongly support, support, oppose, or strongly oppose. The Legislature is considering: **Banning elected officials from taking contributions from industries they regulate**

	Total Sample (n=467)	Gender		Ethnicity		Age				Household income				
		Male	Female	Hispanic	Anglo	18 to 34 Years	35 to 49 Years	50 to 64 Years	65 Years or Older	Less than \$20,000 to \$39,999	\$20,000 to \$39,999	\$40,000 to \$59,999	\$60,000 to \$79,999	\$80,000 and Over
Strongly support	54%	55%	52%	44%	62%	44%	53%	54%	62%	40%	60%	48%	64%	53%
Support	23%	22%	23%	27%	21%	25%	26%	27%	12%	19%	16%	27%	20%	32%
Neutral (volunteered)	4%	5%	4%	6%	3%	6%	7%	4%	2%	9%	1%	6%	3%	2%
Oppose	11%	12%	11%	16%	8%	19%	8%	7%	14%	19%	15%	11%	7%	10%
Strongly oppose	7%	5%	8%	7%	6%	5%	5%	9%	8%	9%	7%	7%	5%	3%
Don't know/won't say	1%	1%	1%	0%	1%	2%	1%	0%	2%	4%	0%	1%	1%	0%

	Total Sample (n=467)	Education				Political Preference			Region				
		High School or Less	Some College	College Graduate	Graduate Degree	Democrat	Republican	Independent/Other	Albuquerque Metro	Northwest	North Central	South/Southwest	East Side
Strongly support	54%	42%	52%	58%	66%	55%	50%	57%	49%	44%	67%	65%	48%
Support	23%	17%	25%	30%	18%	23%	24%	22%	29%	17%	12%	15%	28%
Neutral (volunteered)	4%	11%	3%	2%	2%	3%	5%	5%	5%	6%	2%	4%	4%
Oppose	11%	18%	11%	9%	5%	11%	12%	10%	8%	21%	12%	13%	10%
Strongly oppose	7%	9%	8%	2%	8%	6%	8%	6%	8%	7%	6%	3%	7%
Don't know/won't say	1%	2%	1%	0%	1%	1%	1%	0%	0%	5%	0%	0%	3%

	Total Sample (n=467)	Overall, do you approve or disapprove of the job performance of the Governor, Susana Martinez?			Overall, do you approve or disapprove of the job performance of the New Mexico Legislature?		
		Approve	Dis-approve	Mixed Feelings	Approve	Dis-approve	Mixed feelings
Strongly support	54%	50%	66%	40%	42%	60%	61%
Support	23%	27%	16%	29%	33%	19%	15%
Neutral (volunteered)	4%	4%	2%	10%	6%	4%	4%
Oppose	11%	13%	8%	8%	15%	12%	9%
Strongly oppose	7%	6%	8%	12%	4%	6%	11%
Don't know/won't say	1%	1%	1%	0%	1%	0%	0%

OVERALL LEVEL OF SUPPORT FOR VARIOUS PROPOSALS THE STATE LEGISLATURE MIGHT CONSIDER ADOPTING: BANNING JUDGES FROM RECEIVING POLITICAL DONATIONS FROM PEOPLE WITH CASES BEFORE THE COURT

Question 9: Now I'm going to read you a list of proposals that our state legislature might consider adopting. For each of the proposals, indicate if you would strongly support, support, oppose, or strongly oppose. The Legislature is considering: **Banning judges from receiving political donations from people with cases before the court**

	Total Sample (n=467)	Gender		Ethnicity		Age				Household income				
		Male	Female	Hispanic	Anglo	18 to 34 Years	35 to 49 Years	50 to 64 Years	65 Years or Older	Less than \$20,000 to \$39,999	\$20,000 to \$39,999	\$40,000 to \$59,999	\$60,000 to \$79,999	\$80,000 and Over
Strongly support	60%	60%	59%	47%	72%	54%	58%	64%	58%	35%	50%	59%	76%	72%
Support	15%	18%	13%	16%	15%	20%	22%	13%	9%	17%	17%	13%	11%	20%
Neutral (volunteered)	2%	2%	2%	2%	1%	3%	3%	2%	1%	6%	4%	0%	2%	0%
Oppose	8%	8%	8%	14%	3%	16%	4%	4%	10%	21%	11%	8%	5%	1%
Strongly oppose	14%	10%	17%	20%	10%	7%	12%	17%	19%	18%	17%	21%	6%	6%
Don't know/won't say	1%	2%	0%	2%	0%	0%	1%	0%	3%	3%	1%	0%	0%	0%

	Total Sample (n=467)	Education				Political Preference			Region				
		High School or Less	Some College	College Graduate	Graduate Degree	Democrat	Republican	Independent/Other	Albuquerque Metro	Northwest	North Central	South/Southwest	East Side
Strongly support	60%	36%	59%	73%	76%	57%	64%	60%	56%	33%	70%	70%	69%
Support	15%	18%	14%	18%	10%	17%	14%	14%	18%	21%	13%	11%	10%
Neutral (volunteered)	2%	6%	1%	0%	2%	1%	1%	3%	3%	5%	0%	1%	0%
Oppose	8%	11%	10%	6%	2%	9%	7%	8%	5%	12%	6%	13%	9%
Strongly oppose	14%	26%	16%	4%	9%	14%	13%	15%	16%	27%	11%	5%	11%
Don't know/won't say	1%	3%	0%	0%	1%	2%	1%	0%	1%	2%	0%	0%	1%

	Total Sample (n=467)	Overall, do you approve or disapprove of the job performance of the Governor, Susana Martinez?			Overall, do you approve or disapprove of the job performance of the New Mexico Legislature?		
		Approve	Dis-approve	Mixed Feelings	Approve	Dis-approve	Mixed feelings
Strongly support	60%	60%	65%	49%	50%	66%	63%
Support	15%	17%	10%	18%	24%	12%	11%
Neutral (volunteered)	2%	2%	0%	6%	3%	2%	2%
Oppose	8%	8%	8%	10%	11%	6%	5%
Strongly oppose	14%	13%	15%	13%	12%	13%	20%
Don't know/won't say	1%	0%	2%	3%	0%	2%	0%

OVERALL LEVEL OF SUPPORT FOR VARIOUS PROPOSALS THE STATE LEGISLATURE MIGHT CONSIDER ADOPTING: REQUIRING THAT ALL LARGE POLITICAL CONTRIBUTIONS FROM INDIVIDUALS, CORPORATIONS, POLITICAL ACTION COMMITTEES (PACS), NON-PROFITS, OR UNIONS BE MADE PUBLIC

Question 10: Now I'm going to read you a list of proposals that our state legislature might consider adopting. For each of the proposals, indicate if you would strongly support, support, oppose, or strongly oppose. The Legislature is considering: **Requiring that all large political contributions from individuals, corporations, political action committees (PACs), non-profits, or unions be made public**

	Total Sample (n=467)	Gender		Ethnicity		Age				Household income				
		Male	Female	Hispanic	Anglo	18 to 34 Years	35 to 49 Years	50 to 64 Years	65 Years or Older	Less than \$20,000	\$20,000 to \$39,999	\$40,000 to \$59,999	\$60,000 to \$79,999	\$80,000 and Over
Strongly support	60%	56%	63%	50%	70%	45%	60%	61%	74%	49%	60%	62%	65%	64%
Support	27%	31%	23%	32%	24%	37%	24%	29%	16%	24%	23%	28%	31%	28%
Neutral (volunteered)	3%	3%	3%	3%	2%	3%	8%	2%	1%	9%	0%	3%	2%	4%
Oppose	4%	5%	4%	7%	2%	8%	1%	3%	6%	13%	8%	2%	1%	0%
Strongly oppose	3%	3%	4%	6%	1%	4%	4%	4%	2%	2%	7%	5%	0%	3%
Don't know/won't say	2%	1%	3%	1%	1%	3%	2%	1%	1%	4%	2%	0%	1%	1%

	Total Sample (n=467)	Education				Political Preference			Region				
		High School or Less	Some College	College Graduate	Graduate Degree	Democrat	Republican	Independent/Other	Albuquerque Metro	Northwest	North Central	South/Southwest	East Side
Strongly support	60%	43%	64%	65%	72%	61%	61%	55%	56%	44%	76%	62%	66%
Support	27%	33%	26%	28%	19%	26%	29%	29%	33%	37%	16%	20%	22%
Neutral (volunteered)	3%	6%	1%	3%	3%	3%	2%	4%	4%	3%	3%	4%	2%
Oppose	4%	6%	5%	2%	1%	3%	4%	8%	3%	6%	1%	6%	6%
Strongly oppose	3%	7%	4%	0%	2%	4%	3%	5%	2%	7%	4%	7%	2%
Don't know/won't say	2%	4%	0%	1%	3%	2%	2%	0%	2%	3%	0%	0%	3%

	Total Sample (n=467)	Overall, do you approve or disapprove of the job performance of the Governor, Susana Martinez?			Overall, do you approve or disapprove of the job performance of the New Mexico Legislature?		
		Approve	Dis-approve	Mixed Feelings	Approve	Dis-approve	Mixed feelings
Strongly support	60%	61%	60%	55%	51%	68%	65%
Support	27%	28%	26%	27%	34%	23%	22%
Neutral (volunteered)	3%	3%	3%	8%	3%	2%	3%
Oppose	4%	5%	3%	5%	4%	3%	5%
Strongly oppose	3%	2%	5%	6%	6%	2%	5%
Don't know/won't say	2%	1%	3%	0%	1%	2%	1%

OVERALL LEVEL OF SUPPORT FOR VARIOUS PROPOSALS THE STATE LEGISLATURE MIGHT CONSIDER ADOPTING: REQUIRING FORMER LEGISLATORS TO WAIT AT LEAST TWO YEARS AFTER THEIR TERM ENDS BEFORE THEY ARE ABLE TO BECOME PAID LOBBYISTS TO THE LEGISLATURE

Question 11: Now I'm going to read you a list of proposals that our state legislature might consider adopting. For each of the proposals, indicate if you would strongly support, support, oppose, or strongly oppose. The Legislature is considering: **Requiring former legislators to wait at least two years after their term ends before they are able to become paid lobbyists to the legislature**

	Total Sample (n=467)	Gender		Ethnicity		Age				Household income				
		Male	Female	Hispanic	Anglo	18 to 34 Years	35 to 49 Years	50 to 64 Years	65 Years or Older	Less than \$20,000	\$20,000 to \$39,999	\$40,000 to \$59,999	\$60,000 to \$79,999	\$80,000 and Over
Strongly support	50%	47%	52%	39%	60%	36%	51%	47%	65%	36%	44%	52%	53%	57%
Support	28%	30%	26%	32%	26%	28%	30%	34%	18%	33%	26%	24%	25%	33%
Neutral (volunteered)	5%	4%	5%	4%	4%	8%	4%	4%	2%	5%	5%	6%	7%	1%
Oppose	8%	10%	7%	11%	5%	14%	9%	8%	3%	9%	11%	9%	9%	7%
Strongly oppose	4%	4%	4%	7%	2%	3%	3%	6%	4%	6%	7%	7%	0%	0%
Don't know/won't say	5%	5%	6%	7%	3%	11%	3%	1%	9%	11%	7%	3%	6%	1%

	Total Sample (n=467)	Education				Political Preference			Region				
		High School or Less	Some College	College Graduate	Graduate Degree	Democrat	Republican	Independent/Other	Albuquerque Metro	Northwest	North Central	South/Southwest	East Side
Strongly support	50%	41%	48%	47%	67%	50%	53%	44%	45%	36%	65%	63%	46%
Support	28%	24%	32%	36%	17%	27%	28%	31%	31%	26%	19%	20%	39%
Neutral (volunteered)	5%	5%	4%	5%	5%	3%	5%	4%	7%	6%	3%	1%	2%
Oppose	8%	11%	9%	5%	7%	9%	6%	11%	9%	12%	1%	9%	9%
Strongly oppose	4%	8%	5%	2%	0%	4%	2%	8%	3%	7%	6%	4%	2%
Don't know/won't say	5%	11%	3%	6%	4%	6%	5%	3%	5%	12%	7%	4%	3%

	Total Sample (n=467)	Overall, do you approve or disapprove of the job performance of the Governor, Susana Martinez?			Overall, do you approve or disapprove of the job performance of the New Mexico Legislature?		
		Approve	Dis-approve	Mixed Feelings	Approve	Dis-approve	Mixed feelings
Strongly support	50%	50%	54%	39%	40%	59%	52%
Support	28%	30%	24%	32%	33%	23%	31%
Neutral (volunteered)	5%	5%	1%	13%	5%	3%	4%
Oppose	8%	7%	11%	5%	12%	8%	3%
Strongly oppose	4%	3%	4%	6%	4%	2%	8%
Don't know/won't say	5%	6%	5%	5%	5%	5%	2%

SUPPORT/OPOSE CONTRIBUTION LIMITS ON INDIVIDUALS AND PACS

Question 12: In New Mexico, there are contributions limits on how much individuals and PACs can give to candidates. Do you support or oppose having these limits on campaign contributions? is that strongly or somewhat?

	Total Sample (n=467)	Gender		Ethnicity		Age				Household income				
		Male	Female	Hispanic	Anglo	18 to 34 Years	35 to 49 Years	50 to 64 Years	65 Years or Older	Less than \$20,000 to \$39,999	\$20,000 to \$59,999	\$60,000 to \$79,999	\$80,000 and Over	
Strongly support	55%	49%	60%	45%	63%	45%	49%	59%	66%	47%	55%	50%	68%	57%
Somewhat support	24%	27%	20%	27%	23%	33%	23%	26%	11%	21%	27%	24%	22%	24%
Depends (volunteered)	4%	3%	4%	5%	3%	4%	4%	4%	3%	2%	3%	9%	0%	2%
Somewhat oppose	9%	10%	8%	12%	6%	11%	11%	6%	12%	17%	6%	10%	6%	12%
Strongly oppose	5%	5%	6%	9%	2%	1%	11%	4%	7%	8%	7%	3%	2%	3%
Don't know/won't say	3%	5%	1%	2%	3%	6%	2%	2%	2%	5%	2%	4%	2%	2%

	Total Sample (n=467)	Education				Political Preference			Region				
		High School or Less	Some College	College Graduate	Graduate Degree	Democrat	Republican	Independent/Other	Albuquerque Metro	Northwest	North Central	South/Southwest	East Side
Strongly support	55%	44%	52%	59%	75%	56%	52%	59%	51%	45%	69%	60%	54%
Somewhat support	24%	21%	27%	28%	14%	26%	24%	17%	27%	20%	14%	22%	27%
Depends (volunteered)	4%	5%	5%	2%	0%	2%	5%	5%	4%	0%	3%	5%	5%
Somewhat oppose	9%	16%	7%	7%	8%	8%	10%	8%	9%	22%	4%	6%	9%
Strongly oppose	5%	8%	6%	3%	2%	5%	6%	6%	6%	10%	7%	2%	4%
Don't know/won't say	3%	6%	3%	1%	1%	3%	2%	4%	3%	3%	3%	4%	1%

	Total Sample (n=467)	Overall, do you approve or disapprove of the job performance of the Governor, Susana Martinez?			Overall, do you approve or disapprove of the job performance of the New Mexico Legislature?		
		Approve	Dis-approve	Mixed Feelings	Approve	Dis-approve	Mixed feelings
Strongly support	55%	53%	66%	40%	45%	62%	56%
Somewhat support	24%	26%	17%	30%	31%	19%	20%
Depends (volunteered)	4%	4%	3%	6%	4%	3%	5%
Somewhat oppose	9%	10%	3%	17%	11%	7%	10%
Strongly oppose	5%	3%	9%	4%	6%	5%	7%
Don't know/won't say	3%	3%	2%	3%	2%	3%	3%

SUPPORT/OPPOSE BILL ESTABLISHING MATCHING FUNDS FOR CANDIDATES WHO RUN A PUBLICLY FINANCED CAMPAIGN

Question 13: Now I'm going to read you a list of proposals that our state legislature might consider adopting. For each of the proposals, indicate if you would strongly support, support, oppose, or strongly oppose. Earlier this year a bill was passed by both the New Mexico House and Senate, but failed to become law. The bill would change the current public campaign financing system for judges and public regulation commissioners by establishing matching funds for candidates who run a publicly financed campaign and agree not to take contributions over \$100. The goal of this bill is to allow candidates who take public financing to compete more effectively with privately financed candidates. Do you support or oppose the legislature bringing up this bill again in 2014? Is that strongly or somewhat?

	Total Sample (n=467)	Gender		Ethnicity		Age				Household income				
		Male	Female	Hispanic	Anglo	18 to 34 Years	35 to 49 Years	50 to 64 Years	65 Years or Older	Less than \$20,000	\$20,000 to \$39,999	\$40,000 to \$59,999	\$60,000 to \$79,999	\$80,000 and Over
Strongly support	38%	38%	39%	35%	44%	37%	31%	40%	47%	31%	36%	37%	46%	40%
Somewhat support	32%	35%	30%	28%	34%	40%	33%	32%	22%	28%	35%	28%	31%	40%
Depends (volunteered)	3%	4%	2%	3%	3%	1%	5%	5%	2%	3%	3%	5%	4%	3%
Somewhat oppose	9%	12%	7%	9%	8%	12%	10%	9%	7%	15%	4%	14%	4%	10%
Strongly oppose	8%	8%	8%	15%	2%	4%	10%	7%	13%	14%	16%	10%	0%	3%
Don't know/won't say	9%	4%	13%	9%	8%	6%	11%	8%	9%	10%	7%	5%	15%	4%

	Total Sample (n=467)	Education				Political Preference			Region				
		High School or Less	Some College	College Graduate	Graduate Degree	Democrat	Republican	Independent/Other	Albuquerque Metro	Northwest	North Central	South/Southwest	East Side
Strongly support	38%	32%	39%	39%	48%	36%	39%	46%	37%	26%	54%	34%	44%
Somewhat support	32%	28%	31%	39%	31%	34%	34%	25%	31%	33%	24%	38%	35%
Depends (volunteered)	3%	1%	5%	2%	3%	2%	4%	4%	4%	2%	2%	4%	2%
Somewhat oppose	9%	12%	9%	8%	9%	9%	9%	9%	8%	16%	9%	9%	8%
Strongly oppose	8%	15%	8%	6%	1%	11%	3%	9%	8%	14%	4%	11%	6%
Don't know/won't say	9%	13%	7%	7%	7%	8%	9%	8%	12%	9%	7%	4%	5%

	Total Sample (n=467)	Overall, do you approve or disapprove of the job performance of the Governor, Susana Martinez?			Overall, do you approve or disapprove of the job performance of the New Mexico Legislature?		
		Approve	Dis-approve	Mixed Feelings	Approve	Dis-approve	Mixed feelings
Strongly support	38%	37%	46%	23%	38%	41%	40%
Somewhat support	32%	35%	26%	34%	34%	29%	37%
Depends (volunteered)	3%	3%	3%	7%	2%	3%	5%
Somewhat oppose	9%	13%	3%	9%	11%	9%	8%
Strongly oppose	8%	6%	13%	8%	8%	11%	5%
Don't know/won't say	9%	7%	9%	18%	7%	8%	7%

SUPPORT/OPOSE A BILL REQUIRING MORE PUBLIC DISCLOSURE AND REPORTING FROM GROUPS WHO SPEND MONEY ON CAMPAIGNS

Question 14: A bill was also proposed earlier this year that would have required more public disclosure and reporting from groups who spend money on political campaigns. The bill would have redefined certain types of campaign expenditures so that independent political groups who are spending money on campaigns would have to report who their donors are and how the money is being spent.

Do you support or oppose the legislature bringing up a bill again in 2014 that would require independent political groups to report who their donors are and how their money is being spent on campaign? Do you strongly or somewhat support/oppose bringing up this bill again in 2014?

	Total Sample (n=467)	Gender		Ethnicity		Age				Household income				
		Male	Female	Hispanic	Anglo	18 to 34 Years	35 to 49 Years	50 to 64 Years	65 Years or Older	Less than \$20,000	\$20,000 to \$39,999	\$40,000 to \$59,999	\$60,000 to \$79,999	\$80,000 and Over
Strongly support	63%	59%	66%	60%	65%	55%	59%	66%	69%	56%	68%	58%	72%	62%
Somewhat support	23%	26%	21%	22%	26%	30%	28%	21%	14%	26%	18%	21%	23%	24%
Depends (volunteered)	3%	4%	3%	5%	2%	5%	2%	5%	1%	3%	4%	5%	4%	3%
Somewhat oppose	5%	5%	4%	6%	3%	10%	2%	3%	5%	5%	5%	7%	0%	6%
Strongly oppose	4%	4%	4%	6%	2%	0%	6%	3%	8%	5%	5%	6%	0%	5%
Don't know/won't say	2%	2%	2%	2%	2%	0%	4%	2%	4%	4%	0%	3%	1%	0%

	Total Sample (n=467)	Education				Political Preference			Region				
		High School or Less	Some College	College Graduate	Graduate Degree	Democrat	Republican	Independent/Other	Albuquerque Metro	Northwest	North Central	South/Southwest	East Side
Strongly support	63%	55%	62%	66%	71%	68%	58%	57%	58%	57%	74%	68%	65%
Somewhat support	23%	22%	25%	24%	19%	21%	24%	30%	26%	24%	18%	22%	21%
Depends (volunteered)	3%	6%	3%	2%	4%	2%	2%	8%	5%	4%	4%	1%	0%
Somewhat oppose	5%	6%	4%	4%	5%	3%	8%	3%	5%	10%	1%	4%	3%
Strongly oppose	4%	7%	4%	3%	0%	4%	4%	3%	3%	4%	1%	4%	7%
Don't know/won't say	2%	4%	3%	1%	1%	2%	4%	0%	2%	1%	2%	1%	5%

SUPPORT/OPOSE BILL REQUIRING MORE PUBLIC DISCLOSURE AND REPORTING FROM GROUPS WHO SPEND MONEY ON CAMPAIGNS (CONTINUED)

Question 14 (continued): A bill was also proposed earlier this year that would have required more public disclosure and reporting from groups who spend money on political campaigns. The bill would have redefined certain types of campaign expenditures so that independent political groups who are spending money on campaigns would have to report who their donors are and how the money is being spent.

Do you support or oppose the legislature bringing up a bill again in 2014 that would require independent political groups to report who their donors are and how their money is being spent on campaign? Do you strongly or somewhat support/oppose bringing up this bill again in 2014?

	Total Sample (n=467)	Overall, do you approve or disapprove of the job performance of the Governor, Susana Martinez?			Overall, do you approve or disapprove of the job performance of the New Mexico Legislature?		
		Approve	Dis-approve	Mixed Feelings	Approve	Dis-approve	Mixed feelings
Strongly support	63%	60%	73%	48%	55%	64%	72%
Somewhat support	23%	28%	16%	26%	29%	22%	16%
Depends (volunteered)	3%	2%	2%	8%	3%	3%	5%
Somewhat oppose	5%	5%	1%	13%	4%	6%	3%
Strongly oppose	4%	3%	4%	2%	5%	3%	3%
Don't know/won't say	2%	2%	2%	3%	3%	2%	1%

LIKELIHOOD OF SUPPORTING/OPPOSING CANDIDATE WHO PUSHES FOR CAMPAIGN FINANCE AND ETHICS REFORMS RELATING TO MONEY IN POLITICS

Question 15: When making decisions about supporting candidates for New Mexico office, would you be more likely to support or oppose candidates who strongly pushes for campaign finance and ethics reform relating to money in politics, or would you say it makes no difference in what you would support or oppose? Would you say you are much more likely to support/oppose or somewhat more likely?

	Total Sample (n=467)	Gender		Ethnicity		Age				Household income				
		Male	Female	Hispanic	Anglo	18 to 34 Years	35 to 49 Years	50 to 64 Years	65 Years or Older	Less than \$20,000	\$20,000 to \$39,999	\$40,000 to \$59,999	\$60,000 to \$79,999	\$80,000 and Over
Much more likely to support	35%	36%	33%	27%	42%	18%	31%	45%	39%	12%	33%	26%	43%	48%
Somewhat more likely support	29%	30%	28%	29%	32%	36%	27%	30%	22%	27%	27%	37%	34%	21%
Somewhat more likely oppose	5%	5%	6%	9%	2%	7%	6%	4%	4%	7%	5%	9%	2%	3%
Much more likely oppose	3%	2%	5%	6%	1%	1%	4%	2%	8%	7%	5%	5%	1%	0%
Makes no difference	25%	24%	26%	28%	19%	35%	30%	17%	22%	43%	26%	18%	19%	28%
Don't know/won't say	3%	3%	3%	2%	3%	3%	2%	2%	5%	4%	4%	5%	1%	0%

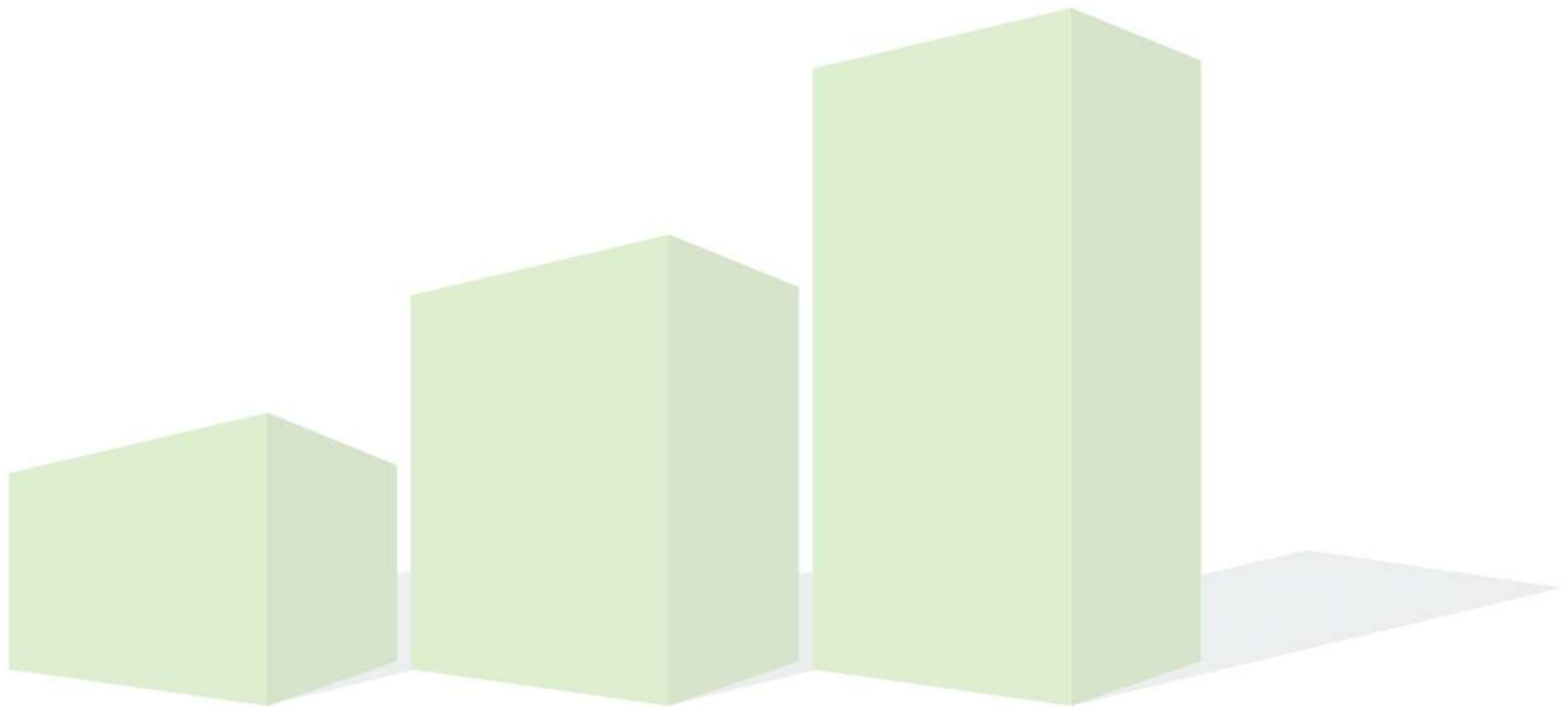
	Total Sample (n=467)	Education				Political Preference			Region				
		High School or Less	Some College	College Graduate	Graduate Degree	Democrat	Republican	Independent/Other	Albuquerque Metro	Northwest	North Central	South/Southwest	East Side
Much more likely to support	35%	14%	31%	46%	55%	36%	34%	33%	37%	21%	42%	35%	30%
Somewhat more likely support	29%	24%	31%	31%	29%	28%	29%	31%	28%	15%	32%	35%	33%
Much more likely oppose	3%	6%	4%	3%	0%	5%	3%	1%	5%	2%	2%	1%	2%
Somewhat more likely oppose	5%	9%	7%	1%	2%	5%	2%	11%	6%	7%	2%	7%	1%
Makes no difference	25%	43%	23%	17%	13%	25%	27%	20%	22%	49%	16%	21%	29%
Don't know/won't say	3%	4%	4%	2%	1%	1%	5%	3%	1%	6%	5%	1%	5%

LIKELIHOOD OF SUPPORTING/OPOSING CANDIDATE WHO PUSHES FOR CAMPAIGN FINANCE AND ETHICS REFORMS RELATING TO MONEY IN POLITICS (CONTINUED)

Question 15 (continued): When making decisions about supporting candidates for New Mexico office, would you be more likely to support or oppose candidates who strongly pushes for campaign finance and ethics reform relating to money in politics, or would you say it makes no difference in what you would support or oppose? Would you say you are much more likely to support/oppose or somewhat more likely?

	Total Sample (n=467)	Overall, do you approve or disapprove of the job performance of the Governor, Susana Martinez?			Overall, do you approve or disapprove of the job performance of the New Mexico Legislature?		
		Approve	Dis- approve	Mixed Feelings	Approve	Dis- approve	Mixed feelings
Much more likely to support	35%	33%	42%	31%	24%	40%	41%
Somewhat more likely support	29%	29%	26%	36%	30%	28%	31%
Makes no difference	25%	27%	20%	25%	35%	20%	17%
Somewhat more likely oppose	5%	5%	5%	5%	5%	7%	4%
Much more likely oppose	3%	4%	4%	0%	5%	2%	5%
Don't know/won't say	3%	2%	3%	3%	2%	3%	2%

III. DEMOGRAPHICS



DEMOGRAPHICS

TOTAL SAMPLE (N=467)
(REGISTERED VOTERS)

GENDER

Male	48%
Female	52%

AGE

18 to 34 years	23%
35 to 49 years	23%
50 to 64 years	32%
65 years or older	21%
Won't say	1%

HOUSEHOLD INCOME

Less than \$20,000	15%
\$20,000 to \$39,999	20%
\$40,000 to \$59,999	17%
\$60,000 to \$79,999	15%
\$80,000 and over	19%
Won't say	14%

ETHNICITY

Anglos	49%
Hispanic	35%
Native American Indian	7%
Black/African American	2%
Other descent	4%
Won't say	4%

EDUCATION

Some high school	4%
High school graduate	19%
Some college/associate degree/vocational certificate	34%
College graduate (4 years)	24%
Graduate degree	16%
Won't say	2%

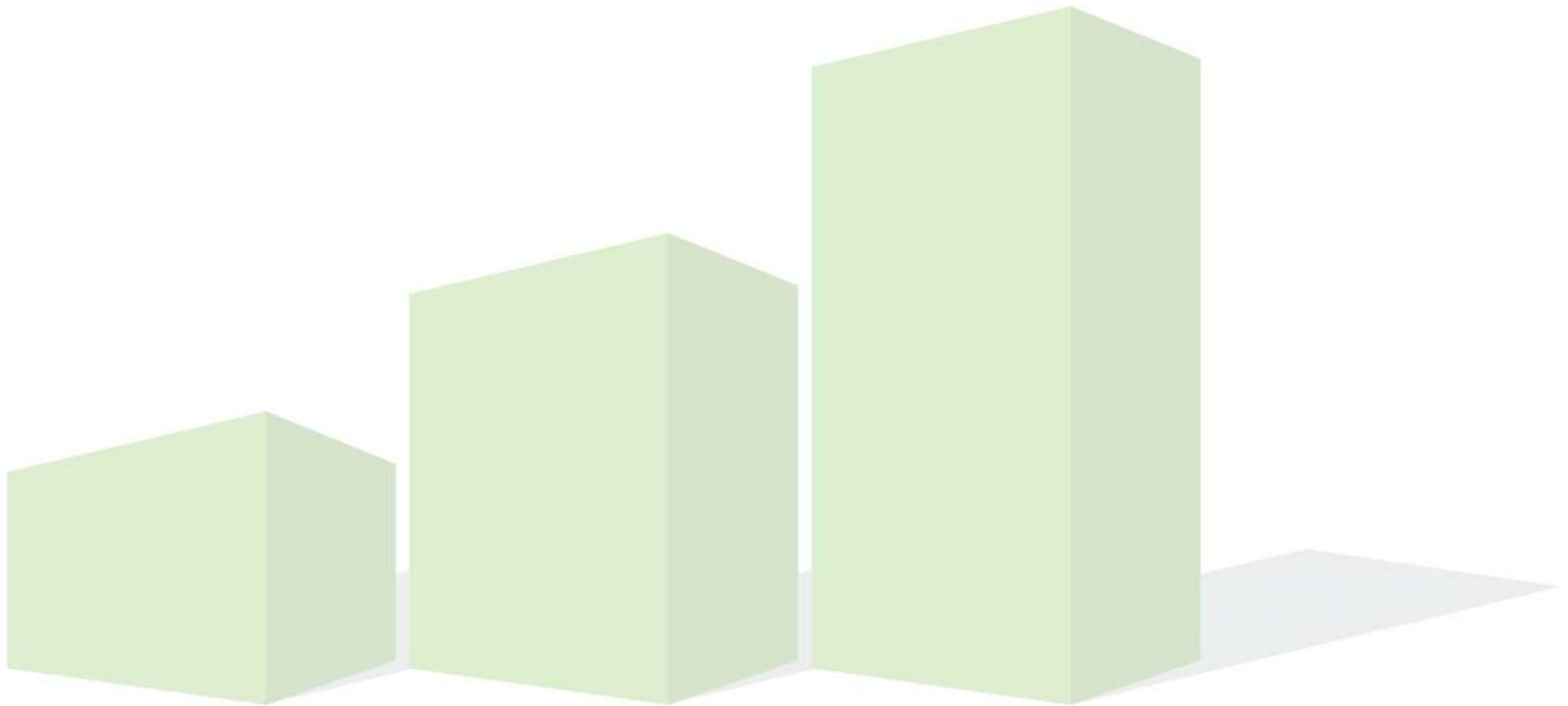
POLITICAL AFFILIATION

Democrat	48%
Republican	33%
Independent/D-T-S/other	18%
Won't say	1%

REGION

Albuquerque Metro	44%
Northwest	11%
North Central	14%
South/Southwest	17%
East Side	14%

IV: QUESTIONNAIRE



NEW MEXICO MONEY IN POLITICS SURVEY
December 2013
FINAL
n = 450 Registered Voters Statewide NM

Hello, my name is (YOUR NAME) from Research & Polling, Inc. We are conducting an important survey relating to issues in New Mexico. I assure you I am not selling anything. Your phone number was selected at random, and we would greatly appreciate a few minutes of your time.

A. Are you a registered voter in New Mexico?

1. Yes
2. No **Ask to speak to one in the household**
If none in the household (THANK AND TERMINATE)

B. (Landline phone list) Are you registered to vote in _____ County? (Circle County)

(Cell phone list) In what County are you registered to vote?

- | | | |
|----------------|----------------|----------------|
| 01. BERNALILLO | 12. HARDING | 23. ROOSEVELT |
| 02. CATRON | 13. HIDALGO | 24. SAN JUAN |
| 03. CHAVES | 14. LEA | 25. SAN MIGUEL |
| 04. CIBOLA | 15. LINCOLN | 26. SANDOVAL |
| 05. COLFAX | 16. LOS ALAMOS | 27. SANTA FE |
| 06. CURRY | 17. LUNA | 28. SIERRA |
| 07. DE BACA | 18. McKINLEY | 29. SOCORRO |
| 08. DONA ANA | 19. MORA | 30. TAOS |
| 09. EDDY | 20. OTERO | 31. TORRANCE |
| 10. GRANT | 21. QUAY | 32. UNION |
| 11. GUADALUPE | 22. RIO ARRIBA | 33. VALENCIA |

99. Thank and terminate if don't know/won't say on cell phone

1. In general do you feel that things in New Mexico are headed in the right direction or do you feel things are off on the wrong track?

1. Right direction
2. Wrong track
3. Mixed Feelings/Depends (Volunteered)
4. Don't know/won't say

2. Overall, do you approve or disapprove of the job performance of the Governor, Susana Martinez?

1. Approve
2. Disapprove
3. Mixed Feelings (Volunteered)
4. Don't know/won't say

3. Overall, do you approve or disapprove of the job performance of the New Mexico Legislature?

- 1. Approve
- 2. Disapprove
- 3. Mixed Feelings (Volunteered)
- 4. Don't know/won't say

4. Generally, do you think New Mexico's elected officials are more responsive to lobbyists or more responsive to voters?

- 1. Lobbyists
- 2. Voters
- 3. Depends (Volunteered)
- 4. Don't know/won't say

I'd like to read you some issues facing New Mexico and ask if you think each one is a *very serious problem, a somewhat serious problem, a minor problem, or no problem at all.*

(RANDOMIZE)	<i>Very Serious Problem</i>	<i>Somewhat Serious Problem</i>	<i>Minor Problem</i>	<i>No Problem At All</i>	<i>Don't Know/ Won't Say</i>
5. Corruption in New Mexico politics	4	3	2	1	5
6. The amount of influence that large campaign donors have on politicians	4	3	2	1	5
7. The impact that large campaign donors have on the outcome of elections.....	4	3	2	1	5

Now I'm going to read you a list of proposals that our state legislature might consider adopting. For each of the proposals, indicate if you would *strongly support, support, oppose, or strongly oppose.* The Legislature is considering.....

(RANDOMIZE)	<i>Support</i>	<i>Strongly Support</i>	<i>Neutral (Volunteered)</i>	<i>Oppose</i>	<i>Strongly Oppose</i>	<i>Don't Know/ Won't Say</i>
8. Banning elected officials from taking contributions from industries they regulate.....	5	4	3	2	1	6
9. Banning judges from receiving political donations from people with cases before the court.....	5	4	3	2	1	6
10. Requiring that all large political contributions from individuals, corporations, political action committees (PACs), nonprofits, or unions be made public	5	4	3	2	1	6
11. Requiring former legislators to wait at least two years after their term ends before they are able to become paid lobbyists to the legislature.....	5	4	3	2	1	6

12. **In New Mexico, there are contribution limits on how much individuals and PACs can give to candidates. Do you support or oppose having these limits on campaign contributions? (Pause) Is the strongly or somewhat?**
5. Strongly support
 4. Somewhat support
 3. Depends (*Volunteered*)
 2. Somewhat oppose
 1. Strongly oppose
 6. Don't know/won't say
13. **Earlier this year a bill was passed by both the New Mexico House and Senate, but failed to become law. The bill would change the current public campaign financing system for judges and public regulation commissioners by establishing matching funds for candidates who run a publicly financed campaign and agree not to take contributions over \$100. The goal of this bill is to allow candidates who take public financing to compete more effectively with privately financed candidates. Do you support or oppose the legislature bringing up this bill again in 2014? (Pause) Is that *strongly* or *somewhat*?**
5. Strongly support
 4. Somewhat support
 3. Depends (*Volunteered*)
 2. Somewhat oppose
 1. Strongly oppose
 6. Don't know/won't say
14. **A bill was also proposed earlier this year that would have required more public disclosure and reporting from groups who spend money on political campaigns. The bill would have redefined certain types of campaign expenditures so that independent political groups who are spending money on campaigns would have to report who their donors are and how the money is being spent.**
- Do you support or oppose the legislature bringing up a bill again in 2014 that would require independent political groups to report who their donors are and how their money is being spent on campaigns? (Pause) Do you *strongly* or *somewhat* support/oppose bringing up this bill again in 2014?**
5. Strongly support
 4. Somewhat support
 3. Depends (*Volunteered*)
 2. Somewhat oppose
 1. Strongly oppose
 6. Don't know/won't say
15. **When making decisions about supporting candidates for New Mexico office, would you be more likely to support or oppose candidate who strongly pushes for campaign finance and ethics reforms relating to money in politics, or would you say it makes no difference in who you would support or oppose? (Pause) Would you say you are *much more likely* to support/oppose or *somewhat more likely*?**
4. Much more likely to support
 3. Somewhat more likely to support
 2. Somewhat more likely oppose
 1. Much more likely oppose
 5. Makes no difference
 6. Don't know/won't say

THANK YOU FOR YOUR PATIENCE; WE ARE ALMOST DONE. NOW, I WOULD LIKE TO ASK SOME QUESTIONS FOR STATISTICAL PURPOSES ONLY.

16. Into which age category do you fit? (READ CATEGORIES)

- | | |
|-------------------|-------------------------------------|
| 1. 18 to 34 years | 4. 65 years or older |
| 2. 35 to 49 years | 5. Won't say (<i>DO NOT READ</i>) |
| 3. 50 to 64 years | |

17. Which of the following categories best describes your total household income? (READ CATEGORIES)

- | | |
|-------------------------|-------------------------------------|
| 1. Less than \$20,000 | 4. \$60,000 to \$79,999 |
| 2. \$20,000 to \$39,999 | 5. \$80,000 and over |
| 3. \$40,000 to \$59,999 | 6. Won't say (<i>DO NOT READ</i>) |

18. Do you consider yourself to be: (READ CATEGORIES)

- | | |
|---------------------------|-------------------------------------|
| 1. Hispanic | 4. Native American Indian |
| 2. Anglo/Caucasian | 5. Or of other descent? |
| 3. Black/African-American | 6. Won't say (<i>DO NOT READ</i>) |

19. What is the highest level of education you have attained? (READ CATEGORIES)

- | | |
|---|---|
| 1. Some high school | 4. College graduate (4 years) |
| 2. High school graduate | 5. Graduate degree (MD, PhD, J.D., Masters) |
| 3. Some college/associate degree/vocational certificate | 6. Won't say (<i>DO NOT READ</i>) |

20. Are you a registered Democrat, Republican, Independent or other?

- | | |
|---------------|----------------------------------|
| 1. Democrat | 3. Independent/D-T-S/other |
| 2. Republican | 4. Won't say (<i>SEE LIST</i>) |

THIS CONCLUDES OUR SURVEY. THANK YOU FOR YOUR TIME. HAVE A GOOD DAY.

NOTE TO INTERVIEWER, WAS RESPONDENT:

1. Male
2. Female

Respondent's Phone Number _____

Interviewer Name _____

Interviewer Code _____

POLLER: Which list is this survey from?

1. Landline
2. Cell phone